
600500



	2017		
22,177,608.66	857,666,815.82	2017	
187,471,140.39	648,018,066.77		
			2017
2,083,012,671	10	1.00	
208,301,267.10	32.14%		439,716,799.67

/		
		Halcyon Agri Corporation Limited

	SINOCHEM INTERNATIONAL CORPORATION
	SINOCHEM INTERNATIONAL

	12 233	12 233
	021 31768000	021 31769818
	021 31769199	021 31769199
	i r@si nochem. com	i r@si nochem. com

	233 12
	200125

	233
	200125
	http://www.sinochemical.com
	ir@sinochemical.com

	http://www.sse.com.cn/
	233 12

A			600500	

	16	1

()

--	--	--	--	--

()

100% 2016

()

()

()

2017

	1-3	4-6	7-9	10-12
	17,080,272,820.88	14,277,865,213.29	13,637,175,504.02	17,470,761,066.14
	325,977,723.18	141,726,013.72	91,206,492.50	89,136,880.07
	137,239,504.81	7,030,563.42	24,761,965.40	-155,399,032.56
	-2,466,304,151.51	1,103,193,691.24	1,431,268,697.16	807,009,650.93

2017

	2017		2016	2015
	444,523,530.12		-24,804,326.49	10,129,981.15
	142,373,386.38		153,335,747.17	52,534,396.79
	-2,277,863.41			
				-6,873,120.17
	243,435,068.26		89,394,663.00	73,128,860.40
	328,691,881.50		- 204,175,470.17	531,087,914.15
	4,199,714.59			

	-424,992.12		26,844,343.45	13,383,001.19
	-		-51,493,798.93	-39,736,616.19
	180,906,935.46			
	-		21,450,433.04	-
	345,199,681.46			164,478,755.26
	634,414,108.40		10,551,591.07	469,175,662.06

	7,211,520.00	50,174.72	-7,161,345.28	865,577.37
	77,087,178.36	82,905,837.88	5,818,659.52	-2,857,899.91
	1,303,824,189.46	824,556,754.97	-	81,873,555.60
			479,267,434.49	
	-7,211,520.00		7,211,520.00	
	-146,780,009.98	-22,764,496.48	124,015,513.50	117,732,921.71
		884,748,271.09	-	197,614,154.77
	1,234,131,357.84		349,383,086.75	



2017

,
9080
,
2017
,

	PPD	PPD	RT	TMQ
		40%	2017	
2017				
MEG			ABS PC 2-	
(BASF)	(SABIC)	(FPC)	(DOW)	(CHEVRON)
			(PETROCHINA)	(SINOPEC)

2017

ABS PC

2014

11%

						Halcyon	
Agri Corporation	:	2010	2013	"	"	2016	54.99%
				"	"		
				12		33	
140		39				200	
12%		15000					
<hr/>							
						"	"
100%			80%		100%		20%
		"	"		"	"	"
					"	"	100%
				"	"	100%	
		2017					
<hr/>							
	:			32			34.5
						100%	
					100%		
1.9256			Siat SA/NV		" SIAT	"	35%
		"	SIAT		FIMAVE SA/NV		87,476.37
			()		"	"	44.8%
		2017					
		0				0%	
1							
		2000					
						"	
						"	



1

2017
7%

2.9%

201%

126%
3400

2017 6

" "

2

2017

5

2017

33% 2017

20%

			%	%	%	%
	338,852.23	273,548.43	19.27	19.44	17.46	1.35
	279,220.92	185,436.85	33.59	22.85	24.63	0.95
	783,606.09	590,467.34	24.65	43.29	38.20	2.78
	523,743.80	462,082.93	11.77	30.18	47.29	10.25
	2,027,447.30					

(3).

			(%)		(%)	(%)	
		273,548.43	4.94	232,881.55	4.79	17.46	
		185,436.85	3.35	148,794.04	3.06	24.63	
		590,467.34	10.65	427,245.68	8.78	38.20	
		462,082.93	8.34	313,724.73	6.45	47.29	
		1,955,974.07	35.29				

2017	4	5.22 2	251 6	76	2
------	---	-----------	----------	----	---

51 48 3 2017 5 10

2017
23
" " " " " "
E-LAB SAP

4.
2017 8.75 58%
2017 32.53 22.31
2017 21.40 31.3

()
6.71

()
1.

		%		%	%	
	847,677,060.69	1.52	1,369,180,268.96	2.54	-38.09	1
	1,046,616,232.79	1.88	3,241,685,648.38	6.01	-67.71	2
	6,608,413,850.04	11.85	10,432,228,636.07	19.35	-36.65	3
	886,371,959.91	1.59	2,183,256,643.34	4.05	-59.40	3
	56,975,053.61	0.10	160,571,154.15	0.30	-64.52	3

	5,951,784.13	0.01	668,525,057.09	1.24	-99.11	3
	4,527,833,428.20	13.04	9,267,936,503.32	17.19	-51.15	4
	22,764,496.48	0.07	146,780,009.98	0.27	-84.49	5
	4,454,804,525.53	12.83	1,396,346,774.91	4.25	219.03	6
	342,532,808.19	0.99	257,072,323.64	0.48	33.24	7
	794,321,917.58	2.29	2,280,168,622.25	4.23	-65.16	4
	5,630,460,052.85	16.22	4,284,697,565.21	7.95	31.41	8
	138,143,292.43	0.40	83,532,364.15	0.15	65.38	9
	62,986,660.38	0.18	207,362,667.13	0.38	-69.62	10

1. 38.09%
 206501x

()

" "

1
(1).

2017 7-8 2017 11 4 4-5
" 2+26" 2017 2018 " 2+26"

HSE

11

COD

80-90%

2015

" "

2017 1

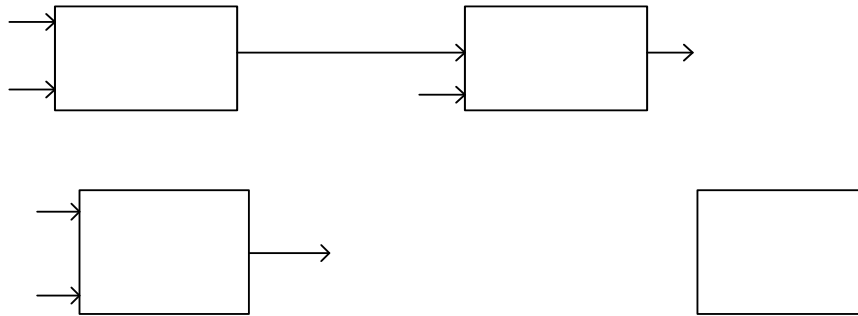
(2).

1



	2015		9000	2020	11000
		5%			
		4.0		2020	13.8
1.1			2017		
				,	
				,	
1.2		,	,	,	
			500	36	4
1.3					
	6PPD		70%		
	RT		6PPD		
1.4					
		2015-2016			
	5% PC		7%	ABS PC	ABS
	" " "	15%			400





(5).

		%		
	28 /	107.89%		
	10 /	98.71%		
	10 /	93.30%		
	15 /	99.56%		
	10 /	114.77%		
	2000 /	86.15%		
	1600 /	71.88%		
	800 /	93.75%		
	13 /	97.73%		

1. 1500 / NCM
2018
2. 500 /
2018 9
3. 3000 / 3000 /
2019

3

(1).

		50782.14	2017 8500 12000	

		4213.20	2017 5400 8000	
		58358.90	2017 5300 7100	
		46390.32	2017 9300 14000	
		69110	5776 / ,	
		34802	/ , 538	
		9750	1392 / ,	
		3930	/ , 263	
		3248	/ , 188	

(2).

4

(1).


(2).

(3).

(4).

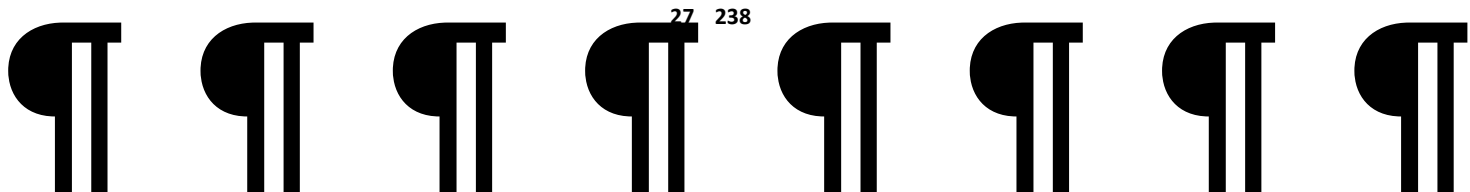
5

(1).



(2).

¶ ¶(2).



		100%	1,003.22
--	--	------	----------

(2)

(3)

			%					
06818.H K		405,627,028. 19	0.17	158,962,028. 52	4,487,223. 95	4,104,056.6 9		
600919		8,160,000.00	0.10	76,049,766.4 5	1,841,749. 45	- 23,590,947. 96		
600596		106,374,400. 00	0.57	35,544,960.0 0	387,200.00	- 3,910,720.0 0		

()

2017 10 10

2017-045

2017-047

2017 12 5

2017-056

()

		1958	4	16,899.06	
				40.53%	
798,492.63	1,254,642.78			712,382.57	
		78,697.72			
	2008	5	5.85		
		60.976%			456,727.57
41,198.99	365,180.60			282,313.89	
	2011	1	8		
			100%	,	
285,471.91		81,436.36			339,900.15
	8,624.59				
	Halcyon Agri Corporation Limited				
	1934		9.53		

2

2.1

ARRTI

2.2

5

36 4

500

60% " "

2014

60% 2020 80% 47% 76%

76% 92% 50% 66%

3

3.1

PPDs

6PPD

RT

6PPD

2017

6PPD

3.2

, PPD

4

4.1

45% 25%

Brenntag Univar HELM MegaChem

NEXEO SOLUTION

40

15%

4.2 :

+

Brenntag Univar

5

5.1

EBITDA

5.2 :

11% 2022 25.8%
3-5 20% 2030

"

"

6

6.1

6.2

2011

80%

()

Centro Chem HRC SINRIO

HSE

()

2018

"

"

HSE

6S+

	22,177,608.66		857,666,815.82	2017
	187,471,140.39		648,018,066.77	
			2017	2,083,012,671
	10		1.00	
208,301,267.10		32.14%	439,716,799.67	
	2017		2017	

()

	10	10 ()	10			(%)
2017	0	1.00	0	208,301,267.10	648,047,109.47	32.14
2016	0	0.90	0	187,471,140.39	57,246,527.82	327.48
2015	0	1.10	0	229,131,393.81	480,499,759.82	47.69

2016 2015

()

()

()

			1	2004 12				

2 2008
11



"

3 2007 5 2008 11
 " "
"

4 " " 2009 6 24
 1
 2
 3
 4
 5

5 2009 6 24
 1

6 2013 1

"

"

()

"

"

1.

2017 4 5 42 ——

(" 42 ") 16 ——

(" 16 (2017)") 42 2017 5 28 16

(2017) 2017 6 12 2017 12

([2017]30) 2017

2.

1

([2017]30)

" " " " " " " "

" " " " " "

2

16

([2017]15)

2017 1 1
(2017 6 12)

2017 1 1
2017 2016
2017 2016

3

42

([2017]13)

3.

2017

	/()			
	2017	2016	2017	2016
	68,296,551.12	1,548,492.01	1,033,903.87	84,665.33
	85,855,507.38		409,400.00	
	154,152,058.50	1,548,492.01	1,443,303.87	84,665.33
	-157,815,373.87	-2,313,869.43	-1,502,814.84	-322,917.64
	3,663,315.37	765,377.42	59,510.97	238,252.31

	676.90
	7

--	--

()

1

2

(%)

2

3

()

1

2

3

		3.94	188.18	192.12	2,266.58	-56.77	2,209.81
		480.56	-480.56		653.76	-4.59	649.17
Sinochem Trading (Singapore) Pte Ltd.		2,855.29	9,574.80	12,430.09	25,818.55	-23,095.41	2,723.14
						1.94	1.94
		65.10	0.18	65.28			
			61.81	61.81	128.94	125.65	254.59
		75.45	95.16	170.61	426.50	-72.59	353.91
		410.58	-45.93	364.65			
		25.82	37.45	63.27		395.74	395.74
		149.68	10.52	160.20			
			4.67	4.67			
		719.92	256.62	976.54	0.30	-0.30	
()			95.45	95.45	31.47	-31.47	

					130.00	-60.00	70.00
					4.37		4.37
					210.65	-210.65	
		295.34	205.56	500.90			
		0.36		0.36	2.76	-2.76	
		5.76	2,532.53	2,538.29		18.87	18.87
					14.68	-13.51	1.17
()		38.95	-0.10	38.85			
()		426.90	-420.73	6.17	3.74	-3.74	
		242.46	136.16	378.62			
		28.37	-26.16	2.21	1,515.87	693.13	2,209.00
		24.19	-2.00	22.19			
			102.41	102.41			
						188.43	188.43
		3.19	-3.19				
			7,490.04	7,490.04			
		1,607.20	-1,606.88	0.32			
					1,538.91	-206.44	1,332.47
			103.38	103.38			
		0.12	-0.06	0.06	976.14	-976.14	
		7,459.18	18,309.31	25,768.49	33,723.22	-23,310.61	10,412.61

()

()

1

2

3

()

: :

()
1
(1).

		3,078,600,000.00	1,443,677,142.87

(2).

								()
		36,300,000.00	2016-8-31	2017-8-30				6.30%		2,286,900.00	36,300,000.00		
		57,000,000.00	2016-9-6	2017-9-5				6.30%		3,591,000.00	57,000,000.00		

		500,000,000 .00	2015 -12- 10	2017 -1- 23				6.50 %		36,506,849 .31	500,000,000 .00			
		100,000,000 .00	2017 -1- 23	2018 -2-2				5.50 %		4,987,671. 23				
		100,000,000 .00	2016 -11- 29	2017 -11- 3				6.30 %		5,626,849. 32	100,000,000 .00			
		30,000,000. 00	2017 -3-8	2018 -3-7				6.00 %		1,356,164. 38				
		14,000,000. 00	2017 -3-8	2019 -3-7				6.70 %		724,701.37				

		12,000,000. 00	2017 -3- 15	2018 -9- 14			6.30 %		569,589.03				
		22,600,000. 00	2017 -3- 16	2018 -3- 15			6.50 %		440,182.55	11,622,857. 13			
		200,000,000. .00	2017 -3- 31	2018 -3- 30			6.50 %		9,402,739. 73				
		80,000,000. 00	2017 -7- 19	2017 -10- 17			5.50 %		1,096,986. 30	80,000,000. 00			



		40,000,000. 00	2017 -11- 24	2019 -11- 24			7.80 %						
		80,000,000. 00	2017 -12- 21	2019 -12- 21			7.95 %						
		130,000,000 .00	2016 -11- 29	2017 -10- 21			6.30 %	7,314,904. 11	130,000,000 .00				
		120,000,000 .00	2017 -7- 18	2017 -10- 17			5.50 %	1,645,479. 45	120,000,000 .00				

		276,700,000.00	2017-1-23	2018-2-2				5.50%		13,800,886.30			
		50,000,000.00	2017-1-25	2018-1-25				6.30%					
		20,000,000.00	2017-2-15	2018-2-15				6.30%		1,045,972.60			
		10,000,000.00	2017-3-1	2019-2-28				6.70%		530,493.15			

40,000,000.	2017	2018	6.50	1,880,547.
00	-3-	-3-	%	95
	31	30		

2
(1).

(2).

(3).

3

()

()

1.

2.

3.

1.	72

1.	
2.	
3.	
4.	17
4.1	17
4.2	214
5.	10
5.1	10
6.	
7.	
8.	35
8.1	35
9.	

4.

()

2017

<http://www.sse.com.cn/>

()

1.



()

()

()

()

()

•

()

1

2

3

4

()

()

	2012 3 5	4.99%	1,200,000,000.00	2012 4 12	1,200,000,000.00	2019 3 5
	2016 6 6	3.61%	2,500,000,000.00	2016 6 6	2,500,000,000.00	2021 6 6

2012 3 5 2011
 4 11 01 7 5
 11 02 4 7
 2016 7 12
 4.99%

2017 2 6 <http://www.sse.com.cn>
 " 11 02" " 11 02"
 2017 2 7 -2017 2 9
 " 11 02"

()

1

	2009 6 1
	" " SI NOCHEM 2017
	00297 52.65% 00817 49.76% 06139 66.77% 03360 23.28%

2

3

4

5

()
1

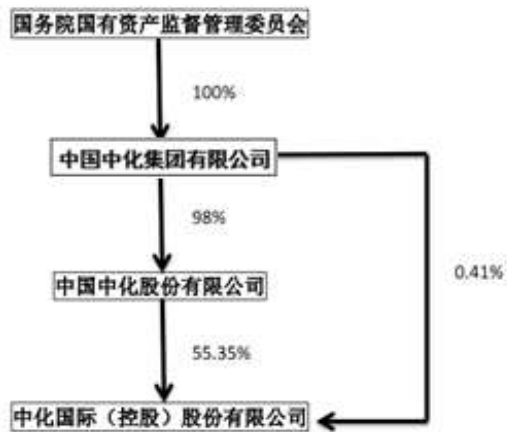
	1950 3 1
	" " SINOCEM
	2017
	00297 52.65%
	00817 49.76%
	06139 66.77%
	03360 23.28%

2

3

4

5



6

()

()

	()											
			54	2016 12 23	2019 12 22							
			53	2010 6 21	2019 12 22							
			51	2016 12 23	2019 12 22	25,800	25,800				146	
			57	2012 5 29	2019 12 28	40,700	40,700				154	
			56	2017 5 26	2019 12 28						9	
			50	2017 5 26	2019 12 28						9	
			52	2014 5 9	2019 12 22						15	
			51	2016 12 23	2019 12 22							
			42	2016 12 23	2019 12 22							
			52	2012 5 29	2019 12 22	44,000	44,000				89	
			47	2014 9	2019 12	17,500	17,500				108	

				25		28							
			55	2016	12	2019	12					184	
				30		28							
			45	2017	8	2019	12					17	
				29		28							
			40	2016	5	2019	12					65	
				19		28							
			70	2007	12	2017	5					6	
				18		26							
			58	2009	10	2017	5					6	
				29		26							
			47	2015	6	2017	8						
				18		29							
			55	2017	4	2017	8					70	
				27		29							
	/	/	/	/	/	/		128,000	128,000		/	878	/

	1963	EMBA										
						"	"	"	"			
		()										
	1964					1990	1993					1994
	1966						EMBA					
					2000							

	1960 EMBA
	1961 1990 (Degussa) 2006 10 2011 4 Evoni k 2013 12
	1967 , 1999 1989 1996 1996 1999 ,
	1965 11
	1966 1988
	1975 1997 /
	1964 EMBA 1988
	1970 EMBA 2001
	1962 TDA 2016 12
	1972 204

	1977	MBA	
	1947	(Adel ai de Uni versi ty)	
	1959		
	1970	1994	2002
	1962		2014 5

()

()

			2006 1
			2010 8
			2016 12
		2018 3	
			2016 12
			2016 12
			2017 5
		2017 5	

--	--

()

			2015 1 27	
			2014 3 11	2017 10 13
	()		2015 11 6	2017 9 8
			2014 3 24	2018 1 9
			2010 8 26	
			2010 11 8	
			2010 8 20	
			2010 5 31	
			2009 10 16	
			2010 6 14	
			2014 3 18	
			2014 2 24	
			2016 12	
			2016 12	
	Halcyon Agri Corporation Limited		2016 12	
			2016 12	
			2016 12	
			2008 8	
			2015 4	
			2010 7	
			2016 5	
			2012 1	
			2014 1	
	Advent international		2014 10	
	Temasek international	(corporate	2018 1	

		advi sor)		
			2014 10	
			1999 8	
			2014 8	
			2016 11	
			2017 8	
			2011 8	
			2013 9	
			2016 3	
			2016 5	
			2015 1	
	Halcyon Agri Corporation Limited		2018 1	
			2015 10	
			2013 9	
			2010 7	2017 8
			2010 9	

()

	399
	18,556
	18,955
	1,256
	13,896
	985
	1,175
	575
	2,324
	18,955
	846
	3,021
	2,725
	12,363
	18,955

()

()

2017

GROWTH

" - - - - "

" "

" "

GROWTH

GROWTH

" "

()

	1,841,616
	6,005

1

1

2

2

7

3

2018

2018 4 28

3 3 2 1

4

5

6 2010

7

2016	2017 5 26	www.sse.com.cn	2017 5 27

2017	2017 9 15	www. sse. com. cn	2017 9 16
2017	2017 10 25	www. sse. com. cn	2017 10 26
2017	2017 11 2	www. sse. com. cn	2017 11 3
2017	2017 12 28	www. sse. com. cn	2017 12 29

()

		/	
--	--	---	--

2017

<http://www.sse.com.cn/>

						%		
2011 7	11 02	122124	2012 3 5	2019 3 5	1,195,903,000.00	4.99%		

	16	136473	2016 6 6						
--	----	--------	----------------	--	--	--	--	--	--

2016

2012 " 11 01" " 11 02" 19
 16.86
 2016 " 16 " 25 15
 10
 31050161369900000216 2017 12 31

11 02 2011 7 21
 AAA AAA 2017 5 26 11
 02 AAA AAA
 2018 5
<http://www.sse.com.cn>
 16 2016 5 31
 AAA AAA 2017 5 26 16
 AAA AAA
 2018 5
<http://www.sse.com.cn>

" 11 02"

" 16 "

<http://www.sse.com.cn>)

" 11 02"

2

: :

	2017	2016	%	
	400,770.77	246,116.33	62.84	
	1.47	1.13	30.09	
	0.80	0.82	-2.44	
	62.26%		2.08	
	0.23		91.67	
	3.83		77.31	
	2.72			

2017 528 92.5
435.5

2017



"

⌋

°

⌋

⌋

°

⌋

⌋

⌋

⌋

⌋

⌋



)

)

)

:

)

)

)

)

)

)

)



)
)
)
)

		1,050,395,365.45	921,897,300.78
		6,515,687,292.91	6,235,017,001.84
		9,140,168,719.90	
			4,454,232.88
		1,502,746,265.51	2,097,534,927.01
		36,312,911,783.56	25,695,004,078.36

		5,082,189,802.03	
		794,321,917.58	2,280,168,622.25
		2,445,888.93	3,316,675.37
		24,664,562,879.87	22,716,061,045.17
		3,467,064,437.77	4,665,017,918.05
		5,630,460,052.85	4,284,697,565.21
		2,336,021.71	5,566,563.20
		138,143,292.43	83,532,364.15
		62,986,660.38	207,362,667.13
		1,225,461.25	46,012,888.83
		53,938,800.26	50,948,687.96
		658,310,372.72	780,069,636.93
		38,200,388.87	38,646,433.97
		10,052,665,488.24	10,161,854,725.43
		34,717,228,368.11	32,877,915,770.60
		2,083,012,671.00	2,083,012,671.00
		3,449,681,500.22	5,210,264,943.74
		-549,348,625.33	-502,688,843.88
		76,691,071.65	63,484,904.40
		671,645,126.44	671,645,126.44
		5,075,617,357.45	4,615,041,388.37
		10,807,299,101.43	12,140,760,190.07
		10,236,130,088.34	8,892,587,281.65
		21,043,429,189.77	21,033,347,471.72
		55,760,657,557.88	53,911,263,242.32

2017 12 31

:

: :

		3,988,338,946.93	2,980,499,788.76

		33,482.08	
		189,250.00	2,607,132.68
		155,917,393.52	146,555,852.64
		602,188,484.34	655,350,684.44
		75,981,289.75	249,919,914.62
			955,848.99
		671,610,000.00	775,989,547.51
		370,396,788.91	237,659,730.00
		431,683,698.12	741,314,156.69
		1,369,635,032.57	
		2,174,832,582.19	1,049,480,457.84
		9,840,806,948.41	6,840,333,114.17
		7,000,000.00	49,500,000.00
		7,265,373,828.59	8,149,870,033.23
		41,882,107.41	47,156,067.75
		5,935,961.39	644,525.08
		14,572,820.81	11,438,740.56
		189,910,370.44	303,420,631.30
		7,524,675,088.64	8,562,029,997.92
		17,365,482,037.05	15,402,363,112.09
		581,809,552.03	231,638,886.27
		10,160,989.88	38,905,424.42
		130,695,636.11	563,428,232.30
		386,071,229.04	426,357,346.21
		3,521,952,795.47	209,517,751.72
		3,454,549.82	2,837,537.89

		675,000,000.00	747,180,000.00
		5,539,278,574.73	2,667,552,464.86
		527,180,000.00	845,000,000.00
		3,688,526,945.57	3,689,938,747.55
		6,184,800.00	7,670,800.00
		4,221,891,745.57	4,542,609,547.55
		9,761,170,320.30	7,210,162,012.41
		2,083,012,671.00	2,083,012,671.00
		4,167,638,490.36	4,559,967,582.75
		14,950,277.84	
		19,047,084.34	19,908,903.67
		671,645,126.44	671,645,126.44
		648,018,066.77	857,666,815.82
		7,604,311,716.75	8,192,201,099.68
		17,365,482,037.05	15,402,363,112.09

2017 1—12

: :

		62,466,074,604.33	53,870,447,280.10
		62,466,074,604.33	53,870,447,280.10
		61,604,738,907.63	53,005,311,166.93
		55,425,690,393.31	48,656,133,981.50



1.		15,716,077.49	-1,178,888.26
2.		-6,956,182.83	72,063,116.56
3.			
4.			
5.		-48,895,652.12	-35,015,440.47
6.		-106,094.46	106,094.46
		-57,780,522.74	-184,660,398.02
		1,262,554,338.65	419,854,042.53
		601,387,328.02	220,544,692.16
		661,167,010.63	199,309,350.37
	(/)	0.31	0.09
	(/)	0.31	0.09

243,612,008.82 ,

89,802,573.71

2017 1—12

: :

		6,538,779,518.51	9,267,895,009.97
		6,235,411,049.55	8,702,343,888.67
		14,104,098.73	1,872,458.26
		162,840,668.54	248,383,220.76
		311,415,389.19	262,053,233.06
		196,370,040.11	214,133,514.65
		116,326,339.60	217,251,108.35
	" "	26,339,589.06	-96,159,573.31
	" "	552,618,135.06	405,853,311.80
		146,899,883.73	87,172,111.08
	" "	1,033,903.87	84,665.33
		409,400.00	
	" "	82,712,960.78	-68,364,009.96
		8,751,424.43	6,571,303.97
		131,733.01	11,300.00
	" "	91,332,652.20	-61,804,005.99
		113,510,260.86	-89,226,569.42
	" "	-22,177,608.66	27,422,563.43

()		-22,177,608.66	27,422,563.43
" "			
		14,950,277.84	
		-765,799.65	

1.

		74,353,276,694.38	57,467,876,243.53
		66,720,647,191.24	50,145,523,230.59
		2,563,964,268.94	2,069,213,616.47
		1,243,608,827.63	879,643,273.32
		2,949,888,518.75	2,286,776,154.42
		73,478,108,806.56	55,381,156,274.80
		875,167,887.82	2,086,719,968.73
		6,766,130,458.76	15,460,293,555.42
		681,464,421.77	402,457,752.06
		17,305,941.91	114,389,428.31
		22,711,075.19	
		4,296,658,615.00	1,618,687,652.28
		11,784,270,512.63	17,595,828,388.07
		2,627,159,495.34	2,396,001,751.89
		3,659,851,107.59	16,053,886,681.22
		2,062,374,744.10	1,133,401,694.80
		181,620,473.47	243,524,892.29
		8,531,005,820.50	19,826,815,020.20
		3,253,264,692.13	-2,230,986,632.13
		1,027,285,942.46	
		1,027,285,942.46	
		32,129,222,558.01	37,293,200,056.34
			21,527,190.16
		33,156,508,500.47	37,314,727,246.50
		34,002,684,347.93	33,13440.72 13.68

		35,296,262,571.02	34,181,773,528.24
		-2,139,754,070.55	3,132,953,718.26
		-85,753,001.44	-28,563,522.36
		1,902,925,507.96	2,960,123,532.50
		8,020,487,330.18	5,060,363,797.68
		9,923,412,838.14	8,020,487,330.18

2017 1—12

: :

		7,478,262,282.00	10,563,414,898.28
		22,969,230.91	43,504,446.71
		61,590,102.99	83,187,972.99
		7,562,821,615.90	10,690,107,317.98
		7,401,532,578.87	10,989,645,750.37
		195,329,183.76	195,753,099.76
		61,099,022.73	17,325,717.21
		254,201,444.43	293,423,351.31
		7,912,162,229.79	11,496,147,918.65
		-349,340,613.89	-806,040,600.67
		13,340,046,390.93	16,445,065,271.26
		304,965,921.95	255,767,937.33
		1,341,341.14	126,869.30
		13,646,353,654.02	16,700,960,077.89
		20,963,587.47	34,166,908.89
		11,735,348,474.32	12,396,436,520.52
		11,756,312,061.79	12,430,603,429.41
		1,890,041,592.23	4,270,356,648.48
		5,190,070,774.33	11,199,255,491.66

		5,190,070,774.33	11,199,255,491.66
		5,327,690,110.98	11,925,738,496.33

2017 1—12

: :

	2,083,0 12,671. 00				4,479,6 54,691. 37		- 511,108 ,607.52	63,484, 904.40	671,645 ,126.44		4,385,2 63,976. 76	8,886,610 ,119.25	20,058,56 2,881.70
					730,610 ,252.37		8,419,7 63.64				229,777 ,411.61	5,977,162 .40	974,784,5 90.02
	2,083,0 12,671. 00				5,210,2 64,943. 74		- 502,688 ,843.88	63,484, 904.40	671,645 ,126.44		4,615,0 41,388. 37	8,892,587 ,281.65	21,033,34 7,471.72
" "					- 1,760,5 83,443. 52		- 46,659, 781.45	13,206, 167.25			46.47998		

4												1,007,285 ,942.46	1,007,285 ,942.46	
												- 187,471 ,140.39	- 370,279,4 89.10	- 557,750,6 29.49
1														
2														

	2,083,012,671.00				4,460,099,938.82		-539,118,358.53	65,487,012.34	668,902,870.10		4,567,348,779.55	8,320,504,588.21	19,626,237,501.49
					758,427,120.37		3,218,301.87				155,343,114.97	5,569,251.69	922,557,788.90
	2,083,012,671.00				5,218,527,059.19		-535,900,056.66	65,487,012.34	668,902,870.10		4,722,691,894.52	8,326,073,839.90	20,548,795,290.39
" "					-8,262,115.45		33,211,212.78	-2,002,107.94	2,742,256.34		-107,650,506.15	566,513,441.75	484,552,181.33
							33,211,212.78				187,333,479.38	199,309,350.37	419,854,042.53
1													
2													
3													
4													
								2,742,256.34			-294,904,485.53	-176,779,143.02	-468,941,372.21

3											- 229,131 ,393.81	- 176,779,1 43.02	- 405,910,5 36.83
4											- 63,030, 835.38		- 63,030,83 5.38
1													
2													
3													
4													
								- 2,002,1 07.94				2,779,382 .04	777,274.1 0
1								31,488, 096.85				36,398,62 1.58	67,886,71 8.43
2								33,490, 204.79				33,619,23 9.54	67,109,44 4.33
					- 8,262,1 15.45						- 79,500. 00	541,203,8 52.36	532,862,2 36.91
	2,083,0 12,671. 00				5,210,2 64,943. 74		- 502,688 ,843.88	63,484, 904.40	671,645 ,126.44		4,615,0 41,388. 37	8,892,587 ,281.65	21,033,34 7,471.72

1 GMG Global Ltd.

55,762,504.05 2
3

Halcyon Agri Corporation Limited

2017 1—12

: :

--	--	--	--	--	--	--	--	--	--	--	--	--	--

	2,083,012 ,671.00				4,559,967 ,582.75			19,908,90 3.67	671,645, 126.44	857,666, 815.82	8,192,201 ,099.68
	2,083,01 2,671.00				4,559,9 67,582. 75			19,908, 903.67	671,645 ,126.44	857,666 ,815.82	8,192,2 01,099. 68
" "					- 392,329,0 92.39		14,950,2 77.84	- 861,819.3 3		- 209,648, 749.05	- 587,889,3 82.93
							14,950,2 77.84			- 22,177,6 08.66	- 7,227,330 .82

2											
3											
4											
1											
2											
					-			-			-
					392,329,0			861,819.3			393,190,9
					92.39			3			11.72
	2,083,012				4,167,638						
	,671.00				,490.36						

4											
									2, 742, 25 6. 34	- 231, 873, 650. 15	- 229, 131, 3 93. 81
1									2, 742, 25 6. 34	- 2, 742, 25 6. 34	
2										- 229, 131, 393. 81	- 229, 131, 3 93. 81
3											
1											
2											
3											
4											
1											
2											
					- 59, 934, 30 0. 00			465, 667. 8 2			- 59, 468, 63 2. 18
	2, 083, 012 , 671. 00				4, 559, 967 , 582. 75			19, 908, 90 3. 67	671, 645, 126. 44	857, 666, 815. 82	8, 192, 201 , 099. 68

1.

() () "

") ())

()

1998 12 14
25,265

(1999)155 1999 12 21
12,000 1999 12 28
37,265 2000 3 1

2001 7 10 5 2002 9 55,897.5 2004 4 26
2003 10
2 3 83,846.25 2005 4 26
2004 10 2
3 125,769.375

2005 6 19 2005 7 20
8 5 2005 2005 8
10 () 10
1.75 5.58 2005 8
12 2006 12 1 12,000 18,000
2007 12 17 179,895,821
143,758.9571

2009 6 1 ([2009]358), ()
98% ()
2%

2009 6 24 ([2009]447)
55.17%

1.49% 2009 7 24 ([2009]262)



55.17%

30%

"

"

()

()

(

)

()

2018 4 26

2.

1.

(" - ")

2.

1.

2017

2017 12 31

2.

1 1 12 31

3.

4.

5.

)

(

(

)

(

)

(

)

(

)

6.

2017 12 31

(

)

" "

10.

()

(1)
(2)

(a)

" "

(b)

(1)

(2)

()

(1)

(2)

(3)

(4)

()

)

(

()

)

(

)

(

" "

" "

" " " "

"W

11.
(1).

--	--

	(%)	(%)
1 1		
1		
1	0-10	0-10
1 2		
	0-20	
2 3		
	20-60	
3		
	60-100	
3 4		
4 5		
5		

(3).

12.

13.

) (

()

14.

) (

()

()

15.
(1).

16.
(1).

(2).

		10-50	0%-5%	1. 90-10. 00%
		1-15	0%-5%	6. 33-100. 00%
		4-25	0%-5%	3. 80-25. 00%
		1-25	0%-5%	3. 80-100. 00%

(3).

17.

18.

(1)
(2)
(3)

(1)

(2)

3

19.

	25		4%
	25		4%

20.

21.

(1).

	20-70
	2-20
	10-20

20

23.

	5-50
	5
	3-7
	3-11
	3-5
	3-7

24.

(1)

(2)

_____ (_____)

_____ (_____)

)) ((

(3)

(4)

25.

- (1)
- (2)
- (3)

26.

27.

28.

(2)

30. /

(1)

(2)

(1)

(2)

31.
(1)

(2)

32.

) (

--

()

	17%	6% 11% 13%	6% 11% 13% 17%
		3% 5%	3% 5%
	([2013]37)	6%()	6%()
) 11%()	17%()) 11%()
		1%-7%	1%-7%
	25%		25%
		2	2
		3%	3%
		2%	2%

2.

[2011]58

2011 1 1 2020 12 31
 15% 70%
 2012

GR201621000324) 2016 11 30 (15%

GR201732002280) 2017 12 7 (15%

GR201732001109) 2017 11 17 15% (

GR201632000826) 2016 11 30 15% (

2015 2017 2016 10 20 15% (GR201632000206)

GR201632000081 2016 10 20 15%

Jebel Ali Freezone Sinochem International FZE SC
Petrochemical FZE Sinochem Isotank FZE Co., Ltd.

Sinochem Shipping Singapore Pte. Ltd. , 2013 11 25
2013 10 1 10

3.

1

	27,585,735.17	3,713,269.84
	9,234,758,359.63	8,004,234,998.91
	175,827,809.71	115,690,919.32
	9,438,171,904.51	8,123,639,188.07
	1,266,323,089.40	1,007,387,779.33

7 3

2

	50,174.72	
	50,174.72	
		7,211,520.00

		7,211,520.00
	50,174.72	7,211,520.00

3

	47,746,901.81	65,923,726.85
	35,158,936.07	11,163,451.51
	82,905,837.88	77,087,178.36

4

(1).

	2,668,005,994.60	2,168,470,247.94
	2,668,005,994.60	2,168,470,247.94

(2).

		390,142,712.22
		390,142,712.22

(3).

	1,613,538,272.45	794,484,564.63

	1,613,538,272.45	794,484,564.63

(4).

5

(1).

	(%)		(%)		(%)		(%)		
1,134,258, 121.27	21.53	44,633,49 1.19	3.94	1,089,624, 630.08	752,495,38 0.53	13.83	27,167,58 7.49	3.61	725,327,79 3.04

	654,206,16 3.14	12. 42	103,373,7 25.85	15. 80	550,832,43 7.29	357,170,82 3.18	6.5 7	63,775,09 1.84	17. 86	293,395,73 1.34
	3,479,950, 452.37	66. 05	49,397,41 7.59	1.4 2	3,430,553, 034.78	4,329,699, 824.75	79. 60	97,369,65 3.90	2.2 5	4,232,330, 170.85
	5,268,414, 736.78	/	197,404,6 34.63	/	5,071,010, 102.15	5,439,366, 028.46	/	188,312,3 33.23	/	5,251,053, 695.23

								%		

	308,677,646.34	30,867,764.63	10	
	288,349,085.20			
	276,115,001.45			
	137,657,265.57	13,765,726.56	10	
	123,459,122.71			
	1,134,258,121.27	44,633,491.19	/	/

			%
1			
1			
1	573,670,765.77	55,338,930.50	9.65
1	573,670,765.77	55,338,930.50	9.65
1 2	8,247,622.31	955,673.71	11.59
2 3	29,373,794.13	6,530,926.11	22.23
3			
3 4	7,938,324.90	5,820,270.57	73.32
4 5	14,901,831.75	14,654,100.68	98.34
5	20,073,824.28	20,073,824.28	100.00
	654,206,163.14	103,373,725.85	15.8

(2).

18,929,378.28

1,834,122.14

(3).

	1,148,213.54

(4).

(5).

(6).

6

(1).

		(%)		(%)
1	793,157,967.86	97.17	742,897,500.24	97.05
1 2	17,011,627.80	2.09	15,826,478.05	2.07
2 3	2,475,281.86	0.30	1,189,448.90	0.15
3	3,592,144.39	0.44	5,581,432.46	0.73
	816,237,021.91	100.00	765,494,859.65	100.00

1

(2).

=====

7

(1).

	27,518,237.22	43,069,819.18
	14,866.80	74,107.42
	27,533,104.02	43,143,926.60

(2).

8

(1).

(2).

1

9
(1).

--	--	--

472,389,325 .53	33. 91	281,675,8 04.68	59. 63	190,713,520 .85	66,066,810. 45	5.9 1	34,304,14 9.87	51. 92	31,762,66 0.58
443,826,213 .52	31. 86	15,895,39 5.93	3.5 8	427,930,817 .59	705,987,354 .00	63. 11	162,355,6 06.52	23	543,631,7 47.48
1,393,104,7 78.55	/	342,709,4 13.10	/	1,050,395,3 65.45	1,118,557,0 57.17	/	196,659,7 56.39	/	921,897,3 00.78

--	--

			%	
	327,696,600.00			
	74,900,434.73			
	29,153,992.28			
	26,882,575.08	26,882,575.08	100	
	18,255,637.41	18,255,637.41	100	
	476,889,239.50	45,138,212.49	/	/

			%
1			
1			
1	56,345,278.77	5,634,527.87	10.00
1	56,345,278.77	5,634,527.87	10.00
1 2	148,622,094.68	16,018,281.02	10.78
2 3	10,620,349.79	4,110,603.23	38.70
3			
3 4	73,847,553.56	72,958,343.83	98.80
4 5	82,340,842.66	82,340,842.66	100.00
5	100,613,206.07	100,613,206.07	100.00
	472,389,325.53	281,675,804.68	59.63

(2).

148,515,987.79

4,199,714.59

(3).

(4).

	327,696,600.00	
	106,819,371.02	381,904,524.50
	104,004,556.62	170,148,592.76
	92,820,390.98	
	69,405,138.45	166,734,640.23
	2,289,505.84	5,924,651.34
	347,359,802.54	197,184,891.95
	1,050,395,365.45	921,897,300.78

(5).

	1,125,827,076 .37	4,446,025.7 2	1,121,381,050 .65	1,324,527,612 .15	16,249,981. 34	1,308,277,630 .81
	375,585,024.0 1	8,403,331.5 7	367,181,692.4 4	417,000,003.6 7	6,145,628.2 5	410,854,375.4 2
	4,845,374,493 .29	187,012,888 .61	4,658,361,604 .68	4,322,877,492 .54	117,390,300 .05	4,205,487,192 .49
	23,270,040.33 6	4,999,206.6 6	18,270,833.67	36,035,823.17	5,489,371.7 8	30,546,451.39
	83,030,614.31		83,030,614.31	26,363,859.68		26,363,859.68
	165,515,519.4 6		165,515,519.4 6	154,979,723.5 8	18,308,448. 43	136,671,275.1 5

	101,945,977.7 0		101,945,977.7 0	116,816,216.9 0		116,816,216.9 0
	6,720,548,745 .47	204,861,452 .56	6,515,687,292 .91	6,398,600,731 .69	163,583,729 .85	6,235,017,001 .84

(2).

	16,249,9 81.34	818,710.8 4	843,191.1 1	13,465,85 7.57		4,446,02 5.72
	6,145,62 8.25	2,599,419 .94		335,215.4 6	6,501.16	8,403,33 1.57
	117,390, 300.05	891,715,6 02.19		815,140,1 01.59	6,952,912 .04	187,012, 888.61
	5,489,37 1.78	1,341,833 .99		1,831,999 .11		4,999,20 6.66
	18,308,4 48.43			17,794,58 7.59	513,860.8 4	0
	163,583, 729.85	896,475,5 66.96	843,191.1 1	848,567,7 61.32	7,473,274 .04	204,861, 452.56

(3).

(4).

11

	9,140,168,719.90			

	9,140,168,719.90			/

2017 11 2
")

("

2018
34.5

2017 12 31
100%

1

12

	0	4,454,232.88
	0	4,454,232.88

13

	1,106,156,434.87	1,712,520,000.00
	26,074,493.26	27,718,709.77

	358,693,103.19	231,154,051.43
	1,811,103.70	78,106,590.26
	10,000,000.00	48,000,000.00
	11,130.49	35,575.55
	1,502,746,265.51	2,097,534,927.01

14
(1).

	554,000,000.00	0	554,000,000.00	1,000,000,000.00		1,000,000,000.00
	317,097,991.52	23,420,930.83	293,677,060.69	392,955,640.74	23,775,371.78	369,180,268.96
	290,068,159.49	19,511,404.52	270,556,754.97	323,690,034.93	19,865,845.47	303,824,189.46
	27,029,832.03	3,909,526.31	23,120,305.72	69,265,605.81	3,909,526.31	65,356,079.50
	871,097,991.52	23,420,930.83	847,677,060.69	1,392,955,640.74	23,775,371.78	1,369,180,268.96

(2).

/	288,903,776.35	554,000,000.00		842,903,776.35
	270,556,754.97	554,000,000.00		824,556,754.97

	1,164,383.14			1,164,383.14
	-19,511,404.52			-19,511,404.52

(3).

									(%)	
	22,500,000.00		22,500,000.00	0						
	20,000,000.00		20,000,000.00	0						
	7,384,865.37		7,384,865.37							
	5,000,000.00		5,000,000.00					6.25		
	3,033,073.30		3,033,073.30					9.18	667,276.13	
	1,928,640.00		1,928,640.00					0.48	248,434.56	

	1,500,000.00			1,500,000.00					15.00	
Y. T. Rubber 1	969,500.83	29,499.17		999,000.00					5.00	
	500,000.00			500,000.00						
	2,540,000.00			2,540,000.00					0.15	
	1,225,000.00			1,225,000.00	1,225,000.00			1,225,000.00	0.41	
	2,400,000.00			2,400,000.00	2,400,000.00			2,400,000.00	3.57	
	158,926.31			158,926.31	158,926.31			158,926.31	0.01	
AJF Star Capital Fund		234,727.05		234,727.05						
	125,600.00			125,600.00	125,600.00			125,600.00		79,128.00
	69,265,605.81	264,226.22	42,500,000.00	27,029,832.03	3,909,526.31			3,909,526.31	/	994,838.69

1

(4).

	23,775,371.78			23,775,371.78
	354,440.95			354,440.95
	/			
	23,420,930.83			23,420,930.83

(5).

15

(1).

(2).

(3).

16

(1)

	23,806,576.56		23,806,576.56	22,278,306.90		22,278,306.90	
	600,000.00		600,000.00	800,000.00		800,000.00	

	24,406,576.56		24,406,576.56	23,078,306.90		23,078,306.90	/		
			XAF	0.0119(2016		0.0111)			

(2)

(3)

17

SIAT NV	1,297,711.80		1,390,863,621.79	66,743,449.45	26,183,060.54					0
	697,296,380.09			71,999,449.00	14,950,277.84		4,594,258.73			779,651,848.20
()	679,152,047.79		680,832,593.38	74,900,434.73			73,219,889.14			0
NewPort	276,579,			-7,536					-269,	0

Two LLC	005.03			, 820.08					042,184.95		
	110,313,822.06			23,771,683.58						134,085,505.64	
	97,820,657.92			1,927,200.00						99,747,857.92	
	46,916,430.28			244,071.07					-47,160,501.35	0	
	18,423,626.04			1,510,961.92						19,934,587.96	
Fel te x Co Ltd	7,739,475.45			969,024.46	80,681.16					8,789,181.07	
	7,312,771.26			558,792.12	-441,866.36					7,429,697.02	3,037,445.02
	5,403,344.82		11,527,844.82	6,124,500.00						0	

PT Sarana Sumse I Ventura
15,663.81 - 663.81 15,000.00

TICS LLC					23.8 7				6,50 9.75		
	3,24 4,91 0,33 6.35	4,901 ,850. 01	2,08 3,22 4,05 9.99	242,0 05,72 9.86	40,7 13,1 65.5 0		77,81 4,147 .87		- 321, 839, 196. 05	1,049 ,653, 677.8 1	3,03 7,44 5.02
	3,24 4,91 0,33 6.35	4,901 ,850. 01	2,08 3,22 4,05 9.99	242,0 05,72 9.86	40,7 13,1 65.5 0		77,81 4,147 .87		- 321, 839, 196. 05	1,049 ,653, 677.8 1	3,03 7,44 5.02

NewPort Two LLC

18

(1).

1.			386,285,342.29	386,285,342.29
2.			23,442,566.09	23,442,566.09
1				
2	\	\	23,442,566.09	23,442,566.09
3				
3.			8,641,836.01	8,641,836.01
1			784,475.64	784,475.64
2				
3			7,857,360.37	7,857,360.37
4.			401,086,072.37	401,086,072.37
1.			73,661,640.02	73,661,640.02
2.			20,804,700.45	20,804,700.45
1			10,574,120.73	10,574,120.73
2			10,230,579.72	10,230,579.72
3.			2,348,496.52	2,348,496.52
1			13,074.60	13,074.60
2				

3	2,335,421.92			2,335,421.92
4.	92,117,843.95			92,117,843.95
1.				
2.				
1				
3				
1				
2				
4.				
1.	308,968,228.42			308,968,228.42
2.	312,623,702.27			312,623,702.27

(2).

	5,894,405.40	

19

(1).

1.	3,361,073,654.90	4,114,781,029.25	4,299,775,073.25	2,779,202,603.73	14,554,832,361.13
2.	757,458,509.12	467,020,223.50	24,830,999.91	1,887,388,161.55	3,136,697,894.08
1	24,572,613.44	93,065,093.57	23,313,201.28	683,882,032.97	824,832,941.26
2	712,006,636.85	363,101,457.96	1,517,798.63	1,203,506,128.58	2,280,132,022.02

3					
4	20,879,258.83	10,853,671.97			31,732,930.80
3.	266,516,047.29	161,268,727.27	3,964,892,720.49	3,778,685,035.26	8,171,362,530.31
1	92,212,647.66	160,433,679.18	338,996.08	308,094,311.60	561,079,634.52
2			137,673,619.45	100,173,271.94	237,846,891.39
3	174,303,399.63	835,048.09	3,826,880,104.96	3,370,417,451.72	7,372,436,004.40
4.	G 1 1451 0 0				

2.	18,166,982.82	44,595,794.11	11,096.16	790,117.25	63,563,990.34
1	18,166,982.82	44,595,794.11	11,096.16	790,117.25	63,563,990.34
3.	170,456.15	48,651.68	90,000.00		309,107.83
1		48,651.68	90,000.00		138,651.68
2	170,456.15				170,456.15
4.	17,996,526.67	44,666,053.15	11,096.16	790,117.25	63,463,793.23
1.	3,047,850,179.88	2,908,852,555.53	136,219,341.68	515,491,772.95	6,608,413,850.04
2.	2,743,432,891.10	2,912,420,883.69	2,752,507,504.82	2,023,867,356.46	10,432,228,636.07

(2).

(3).

	1,535,142.44	1,128,179.38		406,963.06

(4).

(5).

	644,881,397.60	
	2,954,893.70	

20
(1).

	155,330,139.37		155,330,139.37	110,045,409.43		110,045,409.43
	148,318,596.68		148,318,596.68	26,727,625.23		26,727,625.23
	133,703,600.00		133,703,600.00			
	86,051,557.29		86,051,557.29	74,176,538.89		74,176,538.89
	59,916,233.47		59,916,233.47	102,238,080.38		102,238,080.38
	51,070,000.00		51,070,000.00			
10000 NCM	47,441,697.28		47,441,697.28			
	38,693,972.87		38,693,972.87	123,880,543.00		123,880,543.00
	31,506,300.00		31,506,300.00			
DCBA	23,502,340.55		23,502,340.55			
	19,898,658.56		19,898,658.56			
	11,629,368.90		11,629,368.90	41,928,790.04		41,928,790.04
	11,511,882.28		11,511,882.28	11,511,882.28		11,511,882.28
	1,386,873.99		1,386,873.99	700,799,659.63		700,799,659.63
				449,621,561.34		449,621,561.34
B03C-02				180,000.00		180,000.00
				460,386,574.77		460,386,574.77
				4,544,233.49		4,544,233.49
				5,555,786.30		5,555,786.30
				14,234,346.90		14,234,346.90
	66,562,093.23	151,354.56	66,410,738.67	57,576,966.22	151,354.56	57,425,611.66

	130,328,570.53	110,045,409.43	48,981,851.74	3,697,121.80		155,330,139.37	94.25					
	143,000,000.00	41,928,790.04			30,299,421.14	11,629,368.90	29.32					
	1,980,000,000.00	700,799,659.63	597,276,952.01	1,296,689,737.65		1,386,873.99	65.54					
	179,800,000.00	123,880,543.00	25,119,245.49	110,305,815.62		38,693,972.87	82.87					
	176,000,000.00	26,727,625.23	121,590,971.45			148,318,596.68	84.28					
	35,000,000.00	14,234,346.90	7,857,916.73	22,092,263.63			63.12					
	22,100,000.00	11,511,882.28				11,511,882.28	52.09					
	8,200,000.00	5,555,786.30	2,580,691.51	8,136,477.81			99.23					
		4,544,233.49	16,095,443.11	20,375,813.64	263,862.96							
	247,000,000.00		133,703,600.00			133,703,600.00	54.13					
	351,996,550.42	74,176,538.89	170,898,325.36	171,392,574.34	-12,369,267.38	86,051,557.29	62.12					
	200,000,000.00		51,070,000.00			51,070,000.00	25.53					
10000 NCM	149,077,800.00		47,441,697.28			47,441,697.28	31.82					
	45,500,000.00		31,506,300.00			31,506,300.00	69.24					
DCBA	101,000,000.00		23,502,340.55			23,502,340.55	23.27					
	610,000,000.00		19,898,658.56			19,898,658.56	3.26					
	8,516,920,220.95	1,676,209,470.34	1,307,427,838.70	1,681,104,189.14	482,571,898.66	819,961,221.24	/	/	35,245,029.88		/	/

(3).

21

	35,743,494.35	48,563,414.67
	35,743,494.35	48,563,414.67

22

23

(1).

1.					26,362,670.94	1,354,568,824.79		1,380,931,495.73
2.					1,109,248.96	178,538,449.59		179,647,698.55
(1)						178,538,449.59		178,538,449.59
(2)								
(3)					1,109,248.96			1,109,248.96
3.						60,809,482.45		60,809,482.45
(1)								
(2)								
(3)						60,809,482.45		60,809,482.45
4.					27,471,919.90	1,472,297,791.93		1,499,769,711.83
1.						316,050,432.28		316,050,432.28
2.						11,048,177.28		11,048,177.28
(1)						11,048,177.28		11,048,177.28
3.						48,953,766.48		48,953,766.48
(1)								
(2)								

(3)						48,953,766.48			48,953,766.48
4.						278,144,843.08			278,144,843.08
1.					25,379,880.45	263,895.71			25,643,776.16
2.					2,092,039.45	1,614,348.92			3,706,388.37
(1)						1,463,252.13			1,463,252.13
(2)					2,092,039.45	151,096.79			2,243,136.24
3.									
(1)									
(2)									
4.					27,471,919.90	1,878,244.63			29,350,164.53
1.					0	1,192,274,704.22			1,192,274,704.22
2.					982,790.49	1,038,254,496.80			1,039,237,287.29

GMG Global Ltd.

11-20

1,016,179,181.40 (2016

2017 12 31

757,058,550.65)

67,920

4.0%

(2).

24

25

(1).

1.	2,686,050 ,730.18	1,201,372 ,322.46	79,775, 500.00	191,559, 900.52	24,973, 200.00	130,289, 976.17	4,314,021 ,629.33
2.	154,784,7 11.58	21,925.46			25,862, 363.60	235,632, 939.68	416,301,9 40.32
1)	(134,477,5 70.00	21,925.46			25,862, 363.60	234,834, 009.57	395,195,8 68.63
2)	(
3)	(
4)	(20,307,14 1.58					798,930. 11	21,106,07 1.69
3.	85,695,12 4.05	108,000.0 0	4,632,2 00.00	2,807,43 5.50	27,594, 403.60	234,520, 483.54	355,357,6 46.69
1)	(15,156,04 6.96	108,000.0 0				2,261,60 4.85	17,525,65 1.81
2)	(70,539,07 7.09				25,862, 363.60	232,258, 878.69	328,660,3 19.38
3)	(4,632,2 00.00	2,807,43 5.5	1,732,0 40.00		9,171,675 .50
4.	2,755,140 ,317.71	1,201,286 ,247.92	75,143, 300.00	188,752, 465.02	23,241, 160.00	131,402, 432.31	4,374,965 ,922.96

1.	193,746,0 44.21	263,949,7 88.24		74,405,1 46.22	416,220 .00	80,948,1 68.95	613,465,3 67.62
2.	47,226,73 3.82	72,441,36 5.22		14,858,0 80.00	4,234,3 53.36	25,186,7 45.00	163,947,2 77.40
1	37,916,45 1.19	72,441,36 5.22		14,858,0 80.00	4,234,3 53.36	25,186,7 45.00	154,636,9 94.77
(2)	9,310,282 .63						9,310,282 .63
3.	2,931,872 .37	93,600.00		589,021. 95	2,650,1 46.36	27,154,6 65.75	33,419,30 6.43
(1)	2,467,799 .49	93,600.00				2,275,68 4.79	4,837,084 .28
(2)				589,021. 95	63,910. 00	4,719,91 3.34	5,372,845 .29
(3)	464,072.8 8				2,586,2 36.36	20,159,0 67.62	23,209,37 6.86
4.	238,040,9 05.66	336,297,5 53.46		88,674,2 04.27	2,000,4 27.00	78,980,2 48.20	743,993,3 38.59
1.						540,952. 78	540,952.7 8
2.							
1							
3.							
(1)							
4.						540,952. 78	540,952.7 8

1.	2,517,099 ,412.05	864,988,6 94.46	75,143, 300.00	100,078, 260.75	21,240, 733.00	51,881,2 31.33	3,630,431 ,631.59
2.	2,492,304 ,685.97	937,422,5 34.22	79,775, 500.00	117,154, 754.30	24,556, 980.00	48,800,8 54.44	3,700,015 ,308.93

0

(2).

1

50

26

	1,382,265.00						1,382,265.00
	1,382,265.00						1,382,265.00

27

(1).

GMG Global Ltd.	631,164, 254.16				39,148,11 7.76	592,016, 136.40
Euroma Rubber Industries	3,149,91 4.54				67,736.06	3,082,17 8.48

Sendirian Berhad						
ITCA	7,425,700.00		176,862.35			7,602,562.35
Inobonto Group	12,354,350.96			9,700,998.97	2,653,351.99	0
Dorval Ship Management K. K.	65,024.14				65,024.14	0
	658,581.05					658,581.05
	1,324,963,618.17					1,324,963,618.17

10.5%-14% (2016 10.5%-13%) 5
 2%-3% (2016 3%)

—

—

28

	439,881.89	20,673,278.46	785,983.91	400,056.60	19,927,119.84
	650,569.23	24,962,146.07	2,612,443.40	177,327.64	22,822,944.26
	16,725,320.56			16,725,320.56	0
	132,188,729.76	748,011.30		132,936,741.06	0
	10,162,133.77	9,895,246.77		9,413,532.12	10,643,848.42

	57,665,814.62	11,302,271.44	57,732,026.72	11,960,814.96
	1,152,008,769.19	242,647,035.08	1,503,853,152.58	351,066,474.14
	211,055,174.53	36,692,258.86	42,553,534.89	10,346,534.89
	291,786,298.41	78,252,260.72	246,407,039.09	63,225,176.50
	3,982,731.76	995,682.94	4,583,245.84	1,145,811.46
	38,936,006.96	6,525,547.71	35,163,129.36	6,530,626.05
	32,302,708.93	8,003,571.14	69,231,504.49	16,060,952.87
	28,803.83	7,200.96		
	434,620,723.76	65,193,108.57	196,287,588.31	29,443,138.25
	44,649,218.12	6,709,991.83	155,809,654.46	29,286,316.20
			51,964,420.12	9,034,373.29
	2,739,884,640.97	553,069,118.87	2,714,725,152.41	605,479,619.97

(2).

	102,192,373.53	18,759,116.69	129,694,041.49	23,275,438.93
	202,287.20	50,571.80	2,723,282.68	680,820.67
	1,445,226,731.81	148,492,436.93	1,735,669,955.14	229,928,607.33
	2,158,248,988.20	474,006,047.04	2,296,764,651.26	519,554,127.15
	17,235,893.18	2,930,101.84	7,725,286.41	1,313,298.69
	47,666,110.47	8,103,238.75	47,666,110.47	8,103,238.78
	1,840,932.27	446,213.62	104,856.88	26,214.22
	60,235,345.23	10,254,646.68	78,652,100.77	13,512,264.70
	3,832,848,661.89	663,042,373.35	4,299,000,285.10	796,394,010.47

(3).

	4,732,000.63	548,337,118.24	16,324,373.54	589,155,246.43
	4,732,000.63	658,310,372.72	16,324,373.54	780,069,636.93

(4).

	38,740,797.48	15,416,601.41
	209,594,496.44	590,257,690.08
	248,335,293.92	605,674,291.49

(5).

2017	0	20,031,471.05	
2018	19,486,153.73	21,256,982.88	
2019	29,299,375.66	29,539,582.41	
2020	44,603,912.97	51,151,987.98	
2021	19,539,707.98	13,432,456.63	
	112,929,150.34	135,412,480.95	/

30

		662,255,750.73
	5,951,784.13	5,131,984.30
		1,137,322.06
	5,951,784.13	668,525,057.09

31
(1).

	231,095,231.94	832,439,999.58
	4,287,581,527.76	8,404,524,871.17
	9,156,668.50	30,971,632.57
	4,527,833,428.20	9,267,936,503.32

(2).

32

33

	11,272,064.34	142,569,328.10
	11,492,432.14	4,210,681.88
	22,764,496.48	146,780,009.98

:

34

	2,005,189,927.59	2,036,084,849.39

	2,005,189,927.59	2,036,084,849.39
--	------------------	------------------

0

35

(1).

	5,388,387,963.03	5,120,145,826.11
	5,406,478.11	181,808,182.95
	499,630,059.98	559,474,197.78
	5,893,424,501.12	5,861,428,206.84

(2).

1

	49,148,675.17	
	49,148,675.17	/

36

(1).

	3,448,316,037.73	
	1,001,382,491.13	1,318,156,857.76
	5,105,996.67	78,189,917.15
	4,454,804,525.53	1,396,346,774.91

(2).

1

(3).

37

(1).

	216,254,336. 92	2,483,816,69 1.49	2,381,792,03 2.94	318,278,995. 47
-	40,538,008.7 6	213,862,378. 20	231,006,144. 01	23,394,242.9 5
	279,977.96	11,080,969.1 5	10,501,377.3 4	859,569.77
	257,072,323. 64	2,708,760,03 8.84	2,623,299,55 4.29	342,532,808. 19

(2).

:

	148,102,130. 92	2,009,453,68 2.36	1,895,604,17 3.01	261,951,640. 27
	10,518,839.7 9	176,407,237. 52	180,335,130. 25	6,590,947.06
	11,341,403.5 1	80,884,374.0 2	83,819,576.6 7	8,406,200.86
	10,905,101.4 7	69,456,512.1 4	72,159,312.7 5	8,202,300.86
	191,173.24	6,934,503.08	6,921,776.32	203,900
	245,128.8	4,493,358.8	4,738,487.6	
	1,452,852.29	98,022,382.4 1	98,701,337.6 4	773,897.06
	44,839,110.4 1	119,049,015. 18	123,331,815. 37	40,556,310.2 2

	216,254,336. 92	2,483,816,69 1.49	2,381,792,03 2.94	318,278,995. 47
--	--------------------	----------------------	----------------------	--------------------

(3).

1	11,908,059.1 1	151,014,583. 57	159,860,680.9	3,061,961.78
2	322,783.08	4,773,955.05	5,096,738.13	
3	28,307,166.5 7	58,073,839.5 8	66,048,724.98	20,332,281.1 7
	40,538,008.7 6			

		95,140,000.05
	141,589,212.38	139,098,155.38

40

	3,678,275.85	2,837,114.10
\		
\ -XXX		
\ -XXX		
-XXX		
-XXX		
	3,678,275.85	2,837,114.10

41

(1).

	169,621,779.35	185,439,737.12
	46,089,481.92	54,671,000.27
	12,500.00	21,287,163.03
	62,779,155.56	57,535,015.21
	414,327,700.07	284,844,814.17
	30,731,110.50	
	211,698,723.46	273,387,774.38
	935,260,450.86	877,165,504.18

(2).

1

42

	5,082,189,802.03	
	5,082,189,802.03	

43 1

1	794,321,917.58	2,276,939,753.98
1		
1		3,228,868.27
	794,321,917.58	2,280,168,622.25

44

	2,445,888.93	3,316,675.37
	2,445,888.93	3,316,675.37

45

(1).

	330,817,890.68	1,195,027,615.57
		29,900,000.00
	3,136,246,547.09	3,440,090,302.48

	3,467,064,437.77	4,665,017,918.05

2017 12 31 1.35%-8.25%) 1.44%-7.15%(2016 12 31

46
(1).

11 02	1,192,967,567.88	1,196,520,390.5
16 01	2,495,559,377.69	2,493,418,357.05
Senior Unsecured Notes	1,941,933,107.28	
Multicurrency Debt Issuance Programme		594,758,817.66
	5,630,460,052.85	4,284,697,565.21

(2).

11 02	100	2012/3/5	5 +2	1,200,000,000.00	1,196,520,390.50		59,880,000	544,177.38	63,977,000.00	1,192,967,567.88	
16 01	100	2016/6/7	5	2,500,000,000.00	2,493,418,357.05		90,250,000	2,141,020.64	90,250,000.00	2,495,559,377.69	
Senior Unsecured Notes	100	2017/7/25	5	2,018,490,000.00		1,997,953,900.91	27,055,671.88	1,640,790.15		1,941,933,107.28	
Multicurrency Debt Issuance Programme	100	2014/7/31	5	622,100,000.00	594,758,817.66				594,758,817.66		
	/	/	/	6,340,590,000.00	4,284,697,565.21	1,997,953,900.91	177,185,671.88	4,325,988.17	748,985,817.66	5,630,460,052.85	

(3).

(4).

47
(1)

	5,566,563.20	2,336,021.71

48
(1)

-	138,143,292.43	83,532,364.15
	138,143,292.43	83,532,364.15

(2)

	83,532,364.15	79,590,973.43
	23,738,786.94	7,864,644.40
1.	13,716,097.41	-59,313.68
2.	-35,520.41	

3.	" "	2,702,187.94	1,364,777.00
4		7,356,022.00	6,559,181.08
		10,278,468.59	5,025,767.43
1.	" "	10,278,468.59	5,025,767.43
		20,593,672.75	-8,949,021.11
1.			

49

	204,210,614.82	120,000,000.00	264,761,443.64	59,449,171.18	
	3,152,052.31	400,000.00	14,563.11	3,537,489.20	
	207,362,667.13	120,400,000.00	264,776,006.75	62,986,660.38	/

50

--	--	--	--

						/
		7,000,000.00				7,000,000.00
		7,556,880.00			-614,667.5	6,942,212.50
			7,540,600.00		-1,508,120	6,032,480.00
		5,784,888.00			-340,288	5,444,600.00
		5,279,463.10			-181,242.48	5,098,220.62
		3,850,000.00			-700,000.00	3,150,000.00
		3,285,713.49			-571,427.80	2,714,285.69
		3,627,800.00			-986,000.00	2,641,800.00
		4,616,491.00			-2,476,485.00	2,140,006.00
		2,142,858.00			-428,572.36	1,714,285.64
			1,653,680.00			1,653,680.00
		1,480,000.00				1,480,000.00
173	1400	1,211,000.00			-173,000.00	1,038,000.00
			1,000,000.00			1,000,000.00
	2015		2,000,000.00		-1,142,857.13	857,142.87
			820,000.00			820,000.00
263	30	1,127,142.87			-375,714.28	751,428.59
RTO			1,054,285.71		-380,714.31	673,571.40
		786,666.62			-200,000.00	586,666.62
	2016	571,428.00			-114,285.13	457,142.87
100		750,000.01			-333,333.32	416,666.69
		500,000.00			-100,000.00	400,000.00
		193,000.00	200,000.00			393,000.00
		200,000.00				200,000.00
	2017		270,000.00		-77,142.85	192,857.15
20		150,000.02			-66,666.64	83,333.38
			100,000.00		-57,142.87	42,857.13
			14,563.11			14,563.11
376		537,142.74			-537,142.74	

501	298,214.11			-298,214.11		
CTC		1,762,102.16		-1,762,102.16		
	50,948,687.96	16,415,230.98		-13,425,118.68	53,938,800.26	/

52

	15,819,985.85	16,834,870.48
	8,281,700.98	8,654,186.92
	6,968,000.00	6,968,000.00
	3,035,813.19	3,035,813.19
	4,094,888.85	3,153,563.38
	38,200,388.87	38,646,433.97

53

		+					
	2,083,012,671.00					2,083,012,671.00	

54

(1)

(2)

:

	- 2,763,669. 51	- 12,383,697 .10		- 2,105,228 .51	- 5,652,129 .88	- 4,626,338 .71	- 8,415,799. 39
		- 765,799.65			- 765,799.6 5		- 765,799.65

	- 499,925,17 4.37	- 97,903,062 .92		- 4,507,026 .97	- 40,241,85 1.92	- 53,154,18 4.03	- 540,167,02 6.29
	- 28,108,182 .03	15,716,077 .49			15,716,07 7.49		- 12,392,104 .54

	80,816,439 .19	- 23,397,611 .27		- 4,507,026 .97	- 6,956,182 .83	- 11,934,40 1.47	73,860,256 .36

	- 552,739,52 5.99	- 89,808,847 .58			- 48,895,65 2.12	- 40,913,19 5.46	- 601,635,17 8.11
	106,094.46	- 412,681.56			- 106,094.4 6	- 306,587.1 0	0
	- 502,688,84 3.88	- 111,052,55 9.67		- 6,612,255 .48	- 46,659,78 1.45	- 57,780,52 2.74	- 549,348,62 5.33

58

	63,484,904.40	53,674,247.51	40,468,080.26	76,691,071.65
	63,484,904.40	53,674,247.51	40,468,080.26	76,691,071.65

861,819.33

59

	671,645,126.44			671,645,126.44
	671,645,126.44			671,645,126.44

10%

50%

60

i ú

"W

"

1 0
 2 0
 3 0
 4 229,777,411.61
 5 0

61

	61,832,339,946.08	54,846,800,165.50	53,264,267,101.27	48,173,117,444.26
	633,734,658.25	578,890,227.81	606,180,178.83	483,016,537.24
	62,466,074,604.33	55,425,690,393.31	53,870,447,280.10	48,656,133,981.50

62

		7,083.30
		5,032,325.70
	27,854,108.51	22,752,769.49
	21,214,740.71	17,706,407.90
	25,307,760.68	15,314,841.48
	20,572,868.77	12,470,429.50
	309,563.52	79,614.68
	23,968,642.20	10,062,962.77
	52,523,079.17	40,252,812.43

	6,562,633.98	7,880,228.68
	1,608,027.50	1,554,767.58
	347,143.64	469,816.47
	36,113,025.30	77,695,141.82
	1,398,304,110.18	1,216,381,612.90

64

	1,085,859,137.28	820,555,245.41
	499,107,757.63	323,570,301.30
	136,592,010.71	119,840,167.98
	118,646,160.86	84,979,673.44
	91,408,562.23	110,999,982.13
	81,390,438.10	49,897,457.50
	81,185,750.26	52,689,390.56
	73,795,404.82	106,713,112.28
	56,146,799.17	23,413,725.14
	37,935,322.77	23,869,018.14
	31,415,301.21	42,078,519.12
	28,673,941.32	35,579,230.27
	24,967,294.50	18,617,616.13
	18,824,781.91	15,444,066.45
	10,634,527.31	9,624,185.93
	4,291,639.70	11,726,600.50
	277,324,862.82	255,676,636.88
	2,658,199,692.60	2,105,274,929.16

65

	688,216,249.23	587,759,827.96
	-9,412,965.34	-23,471,752.94
	-84,460,214.81	-56,262,786.42
	128,677,496.23	-209,553,850.08
	52,405,039.40	111,974,803.27
	775,425,604.71	410,446,241.79

66

	63,563,990.34	
		151,354.56
	1,463,252.13	5,555,833.35
		581,943.46
	47,624,089.28	9,728,892.25
	1,170,538,428.05	491,223,209.92

67

	-1,992,322.54	-14,493,146.91
	-2,857,899.91	-14,493,146.91
	117,732,921.71	-106,854,426.59
	115,740,599.17	-121,347,573.50

68

	242,005,729.86	-21,813,186.97
	429,299,658.37	
	-17,176,780.53	-393,101,628.11
	8,132,999.81	12,721,142.63
	239,930,333.54	303,715,215.11

	-1,289,169.67	1,565,674.70
	900,902,771.38	-96,912,782.64

69

	324,761,443.64	292,245,577.33	324,761,443.64
	6,174,430.62	11,507,502.58	6,174,430.62
	10,199,552.44	25,923,254.20	10,199,552.44
	341,135,426.70	329,676,334.11	341,135,426.70

¢ ¢ "

			/
		48,795,596.25	
		4,000.00	
	60,000,000.00	97,149,249.47	
		9,260,525.57	
	264,761,443.64	135,789,385.18	
		1,246,820.86	
	324,761,443.64	292,245,577.33	/

70

	954,850.00	1,433,110.02	954,850.00
	1,225,461.25		1,225,461.25
		1,104,618.09	
	653,992.55	13,655.46	653,992.55
	9,492,882.68	50,484,488.98	9,492,882.68
	264,761,443.64	135,789,385.18	264,761,443.64
	4,117,125.98	768,431.96	4,117,125.98
	52,437,009.80	27,550,938.27	52,437,009.80
	333,642,765.90	217,144,627.96	333,642,765.90

71

(1)

	753,570,279.73	411,946,542.80
	-80,941,136.02	-222,293,815.38
	672,629,143.71	189,652,727.42

(2)

		2,039,623,786.55
/		509,905,946.64
		-106,177,231.67
		181,631,332.24
		-28,084,377.73
		38,633,007.63

73
(1).

	84,460,214.81	18,218,410.09
	6,174,416.73	11,896,489.53
	91,652,037.31	2,174,840.59
	107,803,717.17	211,587,304.62
	290,090,386.02	243,877,044.83

(2).

	2,775,385,631.04	2,029,138,920.18
	52,405,039.40	107,930,294.14
	14,169,124.43	143,672,880.06
	107,928,723.88	6,034,060.04
	2,949,888,518.75	2,286,776,154.42

(3).

	3,448,316,037.73	
	180,400,000.00	340,000,000.00
	656,669,896.00	1,278,687,652.28
	11,272,681.27	
	4,296,658,615.00	1,618,687,652.28

(4).

	38,528,199.12	243,524,892.29

	143,092,274.35
--	----------------

	807,480,780.12	535,282,384.22
	-900,902,771.38	96,912,782.64
	175,555,347.35	-166,942,024.48
	-121,759,264.21	-233,789,347.23
	-321,948,013.78	-1,106,422,658.41
	1,299,653,593.77	-653,181,470.83
	-3,881,660,971.88	1,213,009,095.36
	39,327,074.03	311,606.28
	875,167,887.82	2,086,719,968.73
2		
3		
	9,923,412,838.14	8,020,487,330.18
	8,020,487,330.18	5,060,363,797.68
	1,902,925,507.96	2,960,123,532.50

(2)

(3)

(4)

	9,923,412,838.14	8,020,487,330.18
	27,617,916.61	3,713,269.84

	9,867,820,386.77	8,004,234,998.91
	27,974,534.76	12,539,061.43
	9,923,412,838.14	8,020,487,330.18

75

" "

76

	156,061,884.77	1
	390,142,712.22	2
	1,383,609,525.83	3
	562,060,217.88	4
	312,417,711.87	5
	2,804,292,052.57	/

1 2017 12 31
Halcyon Agri Corporation Limited
38,843,477.27

156,061,884.77

87,141,892.06
18,673,436.75

7,409,222.75

187 238

	286,240,986.45	0.1020	29,196,580.62
--	----------------	--------	---------------

	14,162.00	1.9725	27,934.55
	1,382,993.33	0.3403	470,632.63
	302,688,688.56	6.5342	1,977,828,428.79
	54,481,924,469.67	0.0119	648,334,901.19
	1,404,400.92	4.8831	

1

(1).

(2).

(3).

(4).

(5).

(6).

2

(1).

--	--	--	--	--	--	--	--	--

(2).

(3).

:	4, 211, 110, 144. 81	4, 110, 750, 745. 37
	291, 315, 514. 38	804, 134, 987. 24
	1, 164, 253, 609. 15	964, 277, 825. 16
	1, 626, 975, 690. 55	1, 303, 148, 653. 97
	81, 410, 602. 22	93, 428, 028. 90
	55, 802, 922. 37	67, 020, 870. 91
		116, 150. 00
	463, 206, 922. 38	388, 866, 119. 24
	310, 287, 105. 89	203, 542, 117. 10
	17, 917. 47	87, 200. 62
	39, 366, 624. 67	90, 131, 424. 07
	72, 265, 592. 12	92, 363, 121. 47
	2, 540, 000. 00	2, 540, 000. 00
	600, 000. 00	800, 000. 00
	4, 392, 252. 00	4, 088, 083. 29
	85, 443, 205. 00	75, 658, 822. 12
	14, 563. 11	
	230, 314. 66	446, 842. 66
	12, 987, 308. 84	20, 100, 498. 62
:	3, 015, 149, 590. 56	3, 135, 966, 155. 35
	405, 410, 530. 87	296, 724, 214. 32
	1, 566, 518, 769. 30	1, 511, 788, 838. 34
	380, 292, 702. 90	384, 663, 905. 90

	524,250,742.25	758,482,443.14
	1,353,445.19	5,224,476.54
	27,502,252.90	28,771,106.25
	37,232.51	
	105,379,184.18	101,090,978.00
	3,137,489.20	3,152,052.31
	27,216.90	55,251.72
	1,225,461.25	46,012,888.83
	14,563.11	
	1,195,960,554.25	974,784,590.02
	6,154,102.96	5,977,162.40
	1,189,806,451.29	968,807,427.62

3

					95.45%							
					2017 12 29							

5

SDCI Singapore Pte. Ltd. Société de Développement de
 Caoutchouc Ivoirien S.A. Wurfbain Polymer B.V Corrie Maccoll Rubber Ltd Alan L
 Grant Polymer, Inc. Sciesen America Corporation Sinochem International
 Development PTE.Ltd

11

16

27

2017 3 11

2017 11 30

2017 11

2017 9 4

2017 11 30

2017 11

2015 12 23

Green Ventures Cameroun SA

2017 5 10

2017 5

1
(1).

				(%)		
Sinochem International (Overseas) Pte.,Ltd				100.00		
					51.00	
					51.00	
				100.00		
						99.74

Hevea Cameroun S.A.					45.90	
Tropical Rubber Cote d'Ivoire					26.11	
					60.98	
					60.98	
					60.98	
Ivoirienne De Traitement De Caoutchouc					30.60	
Halcyon Agri Corporation Limited					54.99	

(2).

:

2

(1).

(2).

3

(1).

(2).

6

1

2017

		9,438,171,904.51		9,438,171,904.51
	50,174.72			50,174.72
	82,905,837.88			82,905,837.88
		2,668,005,994.60		2,668,005,994.60
		5,071,010,102.15		5,071,010,102.15
		27,533,104.02		27,533,104.02
)-6(,)51587(560,40992r

		8,123,639,188.07		8,123,639,188.07
	7,211,520.00			7,211,520.00
	77,087,178.36			77,087,178.36
		2,168,470,247.94		2,168,470,247.94
		5,251,053,695.23		5,251,053,695.23
		43,143,926.60		43,143,926.60
		921,897,300.78		921,897,300.78
		2,097,534,927.01		2,097,534,927.01
		23,078,306.90		23,078,306.90
			1,369,180,268.96	1,369,180,268.96
		668,525,057.09		668,525,057.09
	84,298,698.36	19,297,342,649.62	1,369,180,268.96	20,750,821,616.94

		9,267,936,503.32	9,267,936,503.32
	7,211,520.00		7,211,520.00
	146,780,009.98		146,780,009.98

2017 12 31
 1,068,916,328.07) 1,613,538,272.45 (2016 12 31
 2017 12 31 1 12
 ") ("

2017

3

/

8

5

2017 12 31

2017 12 31

2017 12 31 61.35%(2016 69.72%) 56.63% 1 12

2017

	1	1	5	5	
	4,527,833,428.20				4,527,833,428.20
	22,764,496.48				22,764,496.48
	2,005,189,927.59				2,005,189,927.59
	5,893,424,501.12				5,893,424,501.12
	141,589,212.38				141,589,212.38
	935,260,450.86				935,260,450.86
	794,321,917.58				794,321,917.58
		3,467,064,437.77			3,467,064,437.77
		5,630,460,052.85			5,630,460,052.85
		2,336,021.71			2,336,021.71
	14,320,383,934.21	9,099,860,512.33			23,420,244,446.54

	1	1	5	
	9,267,936,503.32			9,267,936,503.32
	7,211,520.00			7,211,520.00
	146,780,009.98			146,780,009.98
	2,036,084,849.39			2,036,084,849.39
	5,861,428,206.84			5,861,428,206.84
	139,098,155.38			139,098,155.38
	877,165,504.18			877,165,504.18
	2,280,168,622.25			2,280,168,622.25
		4,665,017,918.05		4,665,017,918.05
		4,284,697,565.21		4,284,697,565.21
		5,566,563.20		5,566,563.20
	20,615,873,371.34	8,955,282,046.46		29,571,155,417.80

()

2017	/()	/()	/()	/()
	10.00	-2,008,460.42		
	-10.00	2,008,460.42		

2016	/()	/()	/()	/()
------	------	------	------	------

			/()	
	10.00	-4,236,015.21		
	-10.00	4,236,015.21		

Q

--	--	--	--	--

2017 12 31

	2017	2017 /	2016	2016 /
—A	3,307	3,450/3,017	3,104	3,539/2,638
—H	11,709	12,101/9,460	9,395	10,210/7,499

10% ()

2017

		/()	/()	/()
—	111,594,726.45		8,369,604.48	8,369,604.48
—	158,962,028.52		13,193,848.37	13,193,848.37

2016

		/()	/()	/()
—	139,096,394.41		10,432,229.58	10,432,229.58
—	164,727,795.05		13,672,406.99	13,672,406.99

4

2017 2016

2017 12 31

2016 12 31

	2017	2016
	34,717,228,368.11	32,877,915,770.60
	55,760,657,557.88	53,911,263,242.32
(%)	62.26	60.99

1

: :

	47,797,076.53	35,158,936.07		82,956,012.60
1.	47,797,076.53	35,158,936.07		82,956,012.60
1				
2	50,174.72			50,174.72
3	47,746,901.81	35,158,936.07		82,905,837.88
2.				
1				
2				
	824,556,754.97			824,556,754.97
1	554,000,000.00			554,000,000.00
2	270,556,754.97			270,556,754.97
3				
1.				
2.				
3.				

5

6

7

8

9

1

				(%)	(%)
			398	55.35	55.35

2

1

3

3

Sinochem Trading (Singapore) Pte Ltd		661,358,507.85	783,373,257.97
		456,843,021.53	458,981,386.05
		347,052,583.07	
		302,017,787.17	189,864,116.82
		147,895,665.00	64,621,161.58
		126,169,786.30	60,954,278.87
		37,149,757.39	386,432,799.97
		37,092,053.85	9,147,694.72
		32,007,227.02	
		12,052,359.88	9,233,539.85
		12,038,854.69	1,147,786.32
)	(7,543,398.39	1,576,579.50
		4,778,965.81	996,743.59
		3,727,416.69	2,492,408.54
		2,114,293.33	
		1,579,350.43	2,464,623.94
		1,183,320.36	427,128.76
		1,117,948.72	
		775,897.44	65,035,223.68
		450.45	12,817.09
SIAT NV			433,347,257.86
			30,206,996.98
			6,160,971.03

			1,468,826.84
Newport Europe B.V.		41,852,315.00	95,476,360.01
		8,329,536.87	
		2,856,310.68	4,589,320.41
		1,769,811.28	1,045,754.69
		1,668,489.04	2,407,336.63
		906,062.11	
()		561,212.93	1,753,142.89
()		553,582.03	508,756.60
()		326,815.48	734,363.21
		31,698.11	
		28,301.89	
()			2,171,171.17
			2,154,734.55
			98,391.61

/

		632,051,895.23	405,026,116.84
		177,816,567.80	
Sinochem Trading (Singapore) Pte Ltd.		155,067,920.61	
		84,862,678.51	22,722,089.57
		53,774,678.80	

		20,095,119.43	45,402,206.86
		11,751,427.15	18,853,779.98
		9,660,495.69	3,880,284.83
		5,841,635.08	3,059,059.28
(2,789,993.29	2,634,664.95
)		2,577,464.16	13,309,571.29
		2,232,630.77	1,899,333.34
		289,334.85	504,008.82
		67,657.66	
			3,753,148.48
Newport Europe B.V.		114,396,739.17	176,044,935.56
		8,558,988.61	4,685,224.58
		6,535,443.83	1,168,408.44
Sinochem Trading (Singapore) Pte Ltd.		3,865,829.04	2,418,517.94
		1,652,161.52	1,370,688.07
		693,396.23	693,396.21
		675,289.24	
		669,081.11	477,139.24
		589,187.72	36,774.51
		533,962.26	1,028,795.21
		300,041.37	276,654.29
		278,700.00	243,713.00
		273,584.91	
Newport Tank Containers USA LLC		253,667.52	399,692.93
		176,951.12	

		126,215.86	
		125,283.02	
		54,640.00	198,634.84
()		42,575.14	
			301,116.77
			2,830.19

(2). / /
 /
 /
 /
 /

(3).

		14,572,108.45	16,698,194.18
		10,514,434.55	5,959,043.13
		4,382,921.63	5,230,682.62
		3,554,176.26	1,182,058.76
		1,991,608.84	1,071,807.14

()		1,332,963.39	1,857,077.18
		403,119.43	7,806,149.13
		234,720.01	409,083.44
		196,208.47	
			286,493.23
			107,889.68
			62,315.61
			1,830,447.82

		11,580,736.58	12,025,214.13
		9,919,216.37	2,732,110.61
		8,343,226.26	9,958,867.80
		4,011,972.13	
		2,623,861.26	2,434,823.47
		1,387,790.71	1,287,659.54
		137,142.84	144,000.00
		4,000.00	
()			25,253,895.29

(4).

	200,000,000.00	2015 8	2018 8	

	92,000,000.00	2017 1	2017 12	
	50,000,000.00	2017 7	2019 7	
	50,000,000.00	2017 2	2018 2	
	80,000,000.00	2017 1	2017 12	
	50,000,000.00	2017 7	2019 7	
	50,000,000.00	2017 2	2018 2	
	200,000,000.00	2016 10	2019 7	
	100,000,000.00	2017 1	2018 12	
	100,000,000.00	2017 3	2018 3	
	80,000,000.00	2017 7	2018 7	
	1,200,000,000.00	2017 7	2019 7	
	70,000,000.00	2016 10	2018 9	

	800,000,000.00	2016 10	2018 10	
	340,000,000.00	2017 7	2018 7	
	200,000,000.00	2017 9	2018 9	

(5).

	784,104,000.00	2017/6/9	2017/7/10	
	300,000,000.00	2017/11/2	2018/5/2	
	300,000,000.00	2017/11/20	2020/11/20	
	300,000,000.00	2015/10/30	2018/10/30	
	120,000,000.00	2017/2/8	2018/2/6	
	70,000,000.00	2017/4/27	2018/2/6	
	60,000,000.00	2017/12/28	2018/12/28	
	57,180,000.00	2017/1/23	2020/1/23	
	23,000,000.00	2017/2/22	2018/2/6	
	22,000,000.00	2017/5/9	2018/2/6	
	19,000,000.00	2017/12/5	2018/1/4	
	15,000,000.00	2017/12/18	2018/1/17	
	10,000,000.00	2017/4/1	2018/4/1	

(6).

(7).

	8,780,000.00	10,120,000.00

(8).

6

(1).

				:	:
		276,115,001.45		157,137,838.44	
	Sinochem Trading (Singapore) Pte Ltd.	123,522,057.33			
		29,452,475.24			
		4,733,750.00		3,117,162.63	
		3,786,235.36		2,424,556.00	
		3,080,548.74		4,105,818.93	
		1,601,991.63		1,496,797.78	
		892,441.27			

		735,000.00		735,000.00	
		632,687.30		258,237.50	
		606,322.60		754,463.60	
		221,940.00		239,316.00	

		1,049,979.80		25,200,000.00	
	()	61,689.00		2,733,391.84	
		8,460.00			
	Newport Europe B.V.			490,524.98	
				283,656.00	
				2,600.00	
		74,900,434.73			
		20,825,607.33			
		9,765,404.57		7,199,226.83	
		2,953,443.35		2,953,423.35	
		1,921,164.48			
		1,033,833.37			
	()	954,520.06			
	Sinochem Trading (Singapore) Pte Ltd.	778,883.20		28,552,899.06	
		650,964.58		650,964.58	

		618,125.22			
		566,000.00			
	()	388,468.70		389,468.70	
		131,650.10			
		3,612.90		3,612.90	
		3,236.40		3,236.40	
		2,000.00			
		600.00		1,200.00	
	Newport Tank Containers USA LLC			16,956,511.45	
				4,805,586.97	
	Newport Europe B.V.			3,933,351.91	
				1,915,120.30	
	()			716,225.48	
				39,412.66	
		13,775.00			
		3,050.67			

(2).

			:	:
		1,590,000.00		
		64,369,180.45		81,347,499.34
	Sinochem Trading (Singapore) Pte Ltd.	27,231,433.69		258,185,306.72
		22,089,375.77		15,158,718.60
		11,536,628.00		11,317,167.00
		6,491,704.55		6,491,704.55
		4,447,641.35		
		3,957,400.00		
		3,539,076.49		3,639,076.49
		2,545,923.86		1,059,923.86
		1,883,700.00		
		1,400,000.00		441,747.57
	SIAT NV			271,156.44
	()			37,400.00
		590,003.92		
		188,679.24		
	()	43,724.40		43,724.40
		19,400.00		
				675.00
				9,731,530.00

	Sinochem Trading (Singapore) Pte Ltd.		190.16
		22,098,096.34	22,665,794.65
		13,324,709.61	15,389,143.19
	()	700,000.00	1,300,000.00
		40,414.00	
		11,675.71	146,752.00
		600.00	
		585.00	
			9,761,400.00
	()		2,106,489.42
			625,925.22

()

2

3

4

5

1

2

	208,301,267.10
	208,301,267.10

3

4

1

(1).

(2).

2

3

(1).

(2).

4

5

	7,225,459,598.31	6,997,755,279.84	227,704,318.47	56,402,334.74	171,301,983.73	154,555,974.01

6

(1).

(1)

(2)

(3)

(4)

(5)

(6)

(7)

(8)

;

(2).

	15,310,341,224.72	2,792,209,202.88	5,186,214,627.92	25,371,492,775.37	3,388,522,292.31	7,836,060,944.88	2,567,036,182.98	14,197,353.27		62,466,074,604.33
			51,223,381.08					82,936,882.08	134,160,263.16	
	67,712,473.91		-6,499,765.40	8,610,492.12	71,999,449.00	25,282,645.50		74,900,454.73		242,005,729.86
	1,023,430,355.13	13,299,596.07	1,273,371.85	58,354,330.69	10,960,881.89	65,319,277.28	-1,246,580.95	-852,803.91		1,170,538,428.05
	182,384,765.14	116,231,709.26	327,221,717.44	10,534,748.43	47,510,667.71	616,915,746.51	1,523,543.91	71,417,928.45		1,373,740,826.85
	128,540,248.35	555,724,933.72	227,704,318.47	237,162,497.26	83,259,529.76	915,497,281.35	60,769,909.94	-169,034,932.30		2,039,623,786.55

(4).

7

8

1

(1).

¢

GW

		(%)		(%)			(%)		(%)	
	519,761,999.75	86.23			519,761,999.75	222,859,316.83	33.98	365,270.32	0.16	222,494,046.51
	634,781.01	0.11	549,830.96	86.62	84,950.05	175,121.74	0.02	175,121.74	100.00	0.00
	82,341,534.54	13.66			82,341,534.54	432,856,637.93	66.00			432,856,637.93
	602,738,315.30	100.00	549,830.96	0.09	602,188,484.34	655,891,076.50	100.00	540,392.06	0.08	655,350,684.44

3	4			
4	5			
5				
		602,738,315.30	549,830.96	0.091

(2).

9,438.90

0

(3).

(4).

(5).

(6).

2

(1).

		(%)		(%)		(%)		(%)

	324,745,711.44	81.29	26,882,575.08	8.28	297,863,136.36	193,468,418.39	72.49	28,882,575.08	14.93	164,585,843.31
	2,383,536.39	0.60	2,197,744.39	92.21	185,792.00	1,729,016.31	0.65	345,611.66	19.99	1,383,404.65

(2).

0

147,867.27

(3).

(4).

	179,726,423.94	
	117,706,690.98	
	13,890,515.32	176,527,747.87
	12,843,374.50	6,185,664.53
	46,229,784.17	54,946,317.60
	370,396,788.91	237,659,730.00

(5).

				(%)	
		179,726,423.94	2-3	44.99	
		75,330,456.17	1	18.86	
		26,882,575.08	2-3	6.73	26,882,575.08
		24,886,300.00	1	6.23	
		17,919,956.25	1	4.48	
	/	324,745,711.44	/	81.29	26,882,575.08

(6).

(7).

(8).

3

	6, 485, 721, 980. 39		6, 485, 721, 980. 39	6, 773, 421, 605. 35		6, 773, 421, 605. 35
	779, 651, 848. 20					

(2)

	697,29 6,380. 09			71,999, 449.00	14,950 ,277.8 4		4,594,2 58.73			779,651 ,848.20	
()	679,15 2,047. 79		680,8 32,59 3.38	74,900, 434.73			73,219, 889.14				
	1,376, 448,42 7.88		680,8 32,59 3.38	146,899 ,883.73	14,950 ,277.8 4		77,814, 147.87			779,651 ,848.20	
	1,376, 448,42 7.88		680,8 32,59 3.38	146,899 ,883.73	14,950 ,277.8 4		77,814, 147.87			779,651 ,848.20	

4

	6,521,036,153.45	6,226,369,331.54	9,261,886,153.36	8,697,378,080.48
	17,743,365.06	9,041,718.01	6,008,856.61	4,965,808.19
	6,538,779,518.51	6,235,411,049.55	9,267,895,009.97	8,702,343,888.67

5

	34,245,736.66	289,180,418.30
	146,899,883.73	87,172,111.08
	289,534,642.81	185,556,516.53

	-40,319,603.53	-310,444,961.51

	4,199,714.59	
	-424,992.12	
	-345,199,681.46	
	-180,906,935.46	
	634,414,108.40	

1 —

([2008]43)

1 —

1 —

2

2018 4 26