



			2012	
	103,151,765.46		798,914,405.70	2012
	215,638,435.65	10	10,315,176.55	
	676,112,558.96			
				2012
	1,437,589,571	10	1.5	
	215,638,435.65		31.89%	
460,474,123.31				
	2012			

.....	1
.....	2
.....	4
.....	6
.....	30
.....	39
.....	44
.....	52
.....	55
.....	57
.....	274

/		
PPD		
6PPD		N-(1,3-)-N' -
		polyurethane

	SINOCHEM INTERNATIONAL CORPORATION
	SINOCHEM INTERNATIONAL

	88	88
	3 18	3 18
	021 61048666 50475048	021 61048339
	021 50470206	021 50470206
	ir@sinochem.com	ir@sinochem.com

	88	3 18
	200121	
	88	3 18
	200121	
	http://www.sinochemintl.com	
	ir@sinochem.com	

	www.sse.com.cn
	88 3 18
	www.sse.com.cn

A			600500

()

()

1999

()

()

2009 6 24

[2009]447

55.17%

2009 9 15

747,418,295

2009 9 16

24,199,146

1.68% 21,483,490

1.49%

793,100,931

55.17%

		1
		16

()

	2012	2011	(%)	2010
	54,448,162,702.74	55,291,275,745.56	-1.52	39,691,946,899.00
	584,260,631.12	775,188,641.76	-24.63	670,086,501.62
	213,855,351.32	565,403,204.20	-62.18	538,010,671.10
	658,306,406.06	905,683,802.25	-27.31	638,702,629.88
	2012	2011	(%)	2010
	6,612,592,172.16	6,299,057,562.10	4.98	5,834,668,220.97
	30,185,651,693.56	25,556,699,310.83	18.11	24,824,271,397.36

()

	2012	2011	(%)	2010
	0.41	0.54	-24.07	0.47
	0.41	0.54	-24.07	0.47
	0.15	0.39	-61.54	0.37
%	9.09	12.77	3.68	11.22
%	3.33	9.27	5.94	9.01
	4.60	4.38	5.02	4.06
%	66.36	65.46	0.90	67.06

2012

2011

2010

2012
PMI
GDP

GDP

" "

46

30%

2012

()

1

:

			%
	54,448,162,702.74	55,291,275,745.56	-1.52
	52,478,021,418.00	52,743,818,083.92	-0.50
	684,611,035.79	650,790,112.33	5.20
	792,454,956.82	630,722,982.04	25.64
	241,799,336.34	39,368,029.38	514.20
	658,306,406.06	905,683,802.25	-27.31
	-4,517,569,051.04	-1,239,516,077.00	264.46
	1,477,445,978.22	1,304,267,849.58	13.28
	41,340,764.60	21,152,300.00	95.44
	173,586,369.49	270,764,025.46	-35.89
	71,286,681.15	221,250,887.68	-67.78
	15,457,088.11	2,033,516.12	660.12
	752,160,278.12	300,638,032.79	150.19
	124,617,254.65	217,342,476.83	-42.66
	139,450,844.75	278,255,078.26	-49.88

2

(1)

128.65

12.39

129.70

5.65

(2)

77
 30%
 3.68 33% 2012
 9.32 10%
 2012 11 6PPD 3.8
 34 1,645
 5% 14%
 2012 2012
 1,110.51 52.47 57% 67.05 81.84 34% 27%
 69% 33%

(3)

(4)

2012 11
 38,044.91

(5)

	373,394.03	6.87%
		(%)
		1.07
		1.00
		6.87

(6)

3

(1)

:

				(%)		(%)	(%)
		1	751,156.23	13.27	2,036,916.88	38.78	-63.12
		2	705,308.25	12.46	202,229.52	3.85	248.77
-		3	441,959.58	7.81	0.00	0.00	
-		4	193,137.59	3.41	147,155.99	2.80	31.25
-		5	119,560.65	2.11	70,852.11	1.35	68.75
-		6	2,430,936.79	42.95	1,693,647.49	32.25	43.53
		7	1,017,882.26	17.98	1,101,174.79	20.97	-7.56
			5,659,941.35	100.00	5,251,976.78	100.00	7.77

- 1
- 2
- 3
- 4
- 5
- 6
- 7

2012

2012 4 1

(2)

476,662.24

9.08%

	(%)
1,240,660,992.59	2.36
1,197,691,971.47	2.28
1,028,103,822.64	1.96
708,585,659.55	1.35
591,579,932.90	1.13
4,766,622,379.15	9.08

(3)

4

			%	
	241,799,336.34	39,368,029.38	514.20	

5

(1)

	41,340,764.60
	0
	41,340,764.60
%	0.41
%	0.08

(2)

2012

2,137.07

1,093.70

6

			%	
	658,306,406.06	905,683,802.25	-27.31	
	-4,517,569,051.04	-1,239,516,077.00	264.46	
	1,477,445,978.22	1,304,267,849.58	13.28	19

7

(1)

1

2

3

4

5

Siat NV

6

7

(2)

1)	2007	12	26		115,503.81	2012	12	31
	59,300		2007	12				
	24,000	2007	12					6,000
						6,000		
						20,412.91		
2)	2012	3		19	16.86			
3)	2012	9	28	2012				
					67,341			40
4)	2012	12	31					
	2012	8	2012	11	818,064,000.00	285,021,900.00		
		8				20.976%		
	Oxygen Partners			Carlyle Sinorgchem Industrial Company Limited				100%
		2012	8	2012	11			
		60.976%						
5)	2012	3		778,524,165.07				
				21.49%		855,355,068.11		
		5%	40.53%					

(3)

2012

	2012			16%		8%
		2012	7		GMG	1.9
SIAT	35%			SIAT		
				51,500		
2012		63		7.3		27.3
				40.53%		
			2012			60.976%

2012

" "

2012 " " 29% 15 16 350

2012

1,500

6,000

-

-

-

40

2012

78%

(4)

()

1

: :

				(%)	(%)	%
	15,447,086,948.13	14,564,644,728.91	5.71	-35.36	-34.95	0.58
	5,512,668,374.74	4,419,595,823.16	19.83			
	2,342,342,164.11	1,931,375,915.76	17.55	34.91	31.25	2.30
	1,378,495,056.62	1,195,606,522.27	13.27	57.45	68.75	5.81

		24,629,365,206.92	24,309,367,853.22	1.30	43.22	43.53	0.21
		10,270,424,231.64	10,178,822,635.33	0.89	-9.76	-7.56	2.35
		59,580,381,982.17	56,599,413,478.65	5.00	8.16	7.77	0.35

2011 5 31

2012 4 1

3.8

2

: :

	28,912,049,261.30	5.32
	25,536,113,441.42	-8.28

GMG

()

1

:

		%		%	%

20
21
22
23
24

25
26
27
28

19

2006

11.78

19

2

1
a.

	2,195,711.70	2,096,140.82	99,570.88
	12,271,041.72	13,360,947.29	-1,089,905.57

b.

	727,809,121.59	0	-705,809,121.59	22,000,000.00
	672,495,057.91	-2,251,730.51	-670,243,327.40	0.00
	27,200,000.00	-4,480,000.00	0	22,720,000.00

2

3

()

1

6PPD

6PPD

RT

" " 7 1
Roundup "

"
" "

ISMC

CDI

SHELL BP

10,000

2

1950

1998

2012

165.97

2012

GMG
325.06

JSR

SHELL BP
NewPort

Stolt

49%

31%

81%

3

20

()

1

			6,630,270,351.58		5,571,935,761.72		
526%							
1)	285,021,900.00	(1,795,231,765.18)	818,064,000.00		
	Oxygen Partners		Carlyle Sinorgchem Industrial Company Limited		100%		
	(40%)	8		
		20.976%					
	60.976%						
2)	778,524,165.07		855,355,068.11				
	21.49%						5%
	40.53%						
3)	76,180,000.00		Fimave NV		Siat NV	3,809	
		Siat NV	18.19%		116,380,000.00		
	Siat NV	5,539			1,583,095,353.22		
		Siat NV	35%				
4)			800,000,000.00		80%		
2012	12	24			458,634,300.00		
					40%		

(1)

600389		501,568,229.13	29.19	592,400,249.07	9,036,155.80	0.00		
601118		4,000,000.00	0.10	22,720,000.00	0.00	3,360,000.00		
SIN590	GMG	1,519,479,900.31	51.00	2,396,669,680.10	110,953,600.60	0.00		
		2,025,048,129.44	/	3,011,789,929.17	119,989,756.40	3,360,000.00	/	/

(2)

(3)

			22,000,000				0	
--	--	--	------------	--	--	--	---	--

3

(1)

1999		94,139.00	0	94,139.00	0		
2006		118,200.00	0	118,200.00	0		
2007		115,503.81	0	95,300.00	20,203.81	1	
	/	327,842.81	0	307,639.00	20,203.81	/	

2006 12 12 118,200 2007
 12 115,503.81 2012 12 31
 (1) 53,500 (2006 12 95%
 40,700 2007 5
 59,300 2007
 12 2012 6 30
 (2) 24,000 2006 12 90%
 24,000 2007 12
 2012 12 31 45,440
 (3) 6,000 2007 12
 (4) 6,000 2008 3
 (5) 20,412.91 209.10
 1 1.2
 6,000 2008 3
 1.93 3.35
 1.42 08
 2.02 1.42
 6,000

(2)

								:	:		
1		153,500.00	0	153,500.00							
2		48,000.00	0	48,000.00							
3		12,000.00	0	6,000.00							
4		6,000.00	0	6,000.00				1914			
	/	219,500.00	0	213,500.00	/	/		/	/	/	/

1

2

3

4

(3)

4

(1)

SINOCHEM INTERNATIONAL (OVERSEAS) PTE.LTD.

2003 6

2.11

100%

1,062,673.56

309,547.08

2,494,825.89

11,490.17

GMG Global Ltd

1999			61,133		
	2008	9	5	51%	
554,025.65			414,919.68		564,222.30
21,755.61					
2010	12		291,100		100
					635,949.65
326,566.33			240,318.39		16,615.04
2004	12		6000	46.5%	
		49%			
			22,042.45		9,728.56
108,511.70			3,148.03		

1.1

1.2

2

2.1

2.2

1

6PPD

Flexsys

2

,

PPD

98%

PPD

3

3

3.1

959	"	"	500	2010	10	1,800
		18				8
					500	
					5,000	

3.2

4

4.1

"	"	"	"
---	---	---	---

Stolt Odfjell SE

35%

6000 T11 T14 T50

Stolt, Hoyer Bulkhaul

20,000

Newport

4.2

GDP Drewry
7%

GDP 1.3-1.5
10%

" "

5
5.1

PTA

PP/PE

5.2

" "

()
1

2

" "

" "

1-3

3-5

()

2013

"

"

1. EHS

EHS

2.

2013

100

3.

GMG

4.

5.

6.

7.

()

	142,744,941.09		

()

1

2

3

4

5

500

6

7

8

GMG Global Ltd Sinochem International FZE

()

" " " "

()

()

()

()

	2012			
	2011		1,437,589,571	
10		1.5	215,638,435.65	2012
	103,151,765.46		2012	
	215,638,435.65	10	798,914,405.70	2012
	676,112,558.96		10,315,176.55	
				2012
1,437,589,571				

()

2012

<http://www.sse.com.cn/>

2003 56
(2013) 60662729_B03

2
(2013) 60662729_B04

2012 12 31 ()

()

1.9256	GMG Global LTD SIAT NV 35%
16.34	6166
2012 3 31	
28.2 60.976%	
2012 7 17	GMG
SIAT NV	SIAT
NV 35%	

	Limited 100% (40%)									
1)	2012 7	76,180,000.00		Fimave NV				Siat NV		
	3,809	Siat NV		18.19%				116,380,000.00		
		Siat NV	5,539					Siat NV		
	35%									
2)	2012 3	778,524,165.07								
		21.49%		855,355,068.11						
	5%	40.53%								
3)		818,064,000.00	285,021,900.00	(1,795,231,765.18		

()

1

2012	2012
	2012 3 10
	2012-009
	2012 12

4

<p>A</p> <p>67,341</p> <p>55.76%</p>	<p>2012 7 24</p> <p>2012-029</p>
<p>" " "</p> <p>45,320</p> <p>" " 40%</p> <p>2012 11 17</p> <p>2012-042</p> <p>45,863.43</p> <p>2012 11 20</p> <p>G312SH1006508</p> <p>2012 12 18</p> <p>" " 45,863.43</p>	<p>"</p> <p>2012 12 21</p> <p>2012-045</p>

()

1

<p>2010</p> <p>---</p>	<p>2012 12 29</p> <p>2012-048</p>
------------------------	-----------------------------------

2

			<p>:</p> <p>:</p>
--	--	--	-------------------

			22,000.00	2008 11 1	2008 11 1								
			35,000.00	2011 12 13	2011 12 13	2014 12 12							
											0		
A											57,000.00		
											54,475.02		
B											324,607.20		
A+B											381,607.20		
(%)											57.71		
											0		
C											0		
D 70											290,214.11		
E 50											50,977.59		
C+D+E											341,191.70		

(a) 22,000

(2011 22,000)
2012 12 31

18,000

(b) 35,000 (2011 35,000)

()

() 5%

					2004	12							
					2007	5							

				2008 11				
				2008 11				
				2009 6				
				2009 6				
				2006 4				

" "

" " "

"

"

" "

		:	:
		328	360
		1	2

		95

5%

()
1

		(%)							(%)

1									
2									
3									

		(%)				
		55.17	793,100,931	0	0	
005L FH002		1.20	17,308,052	-798,300	0	
300		0.82	11,795,128	11,317,510	0	
300		0.56	8,050,881	6,676,369	0	
		0.54	7,829,010	0	0	
		0.46	6,549,144	0	0	
)	(3	0.40	5,766,044	5,766,044	0	
		0.35	5,099,102	5,099,102	0	
		0.35	5,039,889	2,678,165	0	
		0.35	4,993,861	4,993,861	0	
			793,100,931		793,100,931	
FH002			17,308,052		17,308,052	
300			11,795,128		11,795,128	


	<p style="text-align: center;">" "</p> <p>" "</p> <p>" "</p> <p>" "</p> <p>" "</p>

()

1

	1950 3 1
	101.66
	" " " SINOCHEM"
	<p style="text-align: center;">" "</p> <p>" "</p> <p>" "</p> <p>" "</p> <p>" "</p>

2



()

			58	2010 12 16	2013 12 15	0	0	0		0	
			47	2010 12 16	2013 12 15	0	0	0		152.9	
			48	2010 12 16	2013 12 15	0	0	0		0	
			42	2010 12 16	2013 1 15	0	0	0		0	
			42	2010 12 16	2013 12 15	0	0	0		177.5	
			65	2010 12 16	2013 12 15	0	0	0		18	
			53	2010 12 16	2013 12 15	0	0	0		18	
			53	2010 12 16	2013 12 15	0	0	0		18	
			66	2011 9 28	2013 12 15	0	0	0		18	
			59	2010 12 16	2013 12 15	0	0	0		0	
			39	2010 12 16	2013 12 15	0	0	0		0	
			48	2010 12 16	2013 12 15	9,000	9,000	0		88	

2010 2013
12 12
16 15

			52	2012 5 29	2013 12 15	0	0	0		30.5	
			48	2010 12 16	2013 12 15	0	0	0		64	
			43	2010 12 16	2013 12 15	0	0	0		101.5	
			38	2010 12 16	2013 12 15	0	0	0		88	
			39	2011 7 22	2013 12 15	0	0	0		46	
			46	2012 5 29	2013 12 15	0	0	0		27.7	
			42	2010 12 16	2012 4 19	0	0	0		94.5	
			49	2010 12 16	2012 5 29	0	0	0		55.8	
			47	2010 12 16	2012 3 9	0	0	0		27.4	
	/	/	/	/	/	9,000	9,000	0		1,108.9	472.80

2000 7

1965

EMBA

2002 1
2004 9
15
1970

2010 3
2009 5 31 2013 1

EMBA

2004

2000 2007

2008 2010
Hertel

Vopak

2006 1

2008 8

1994

()

2003 7

2009 9

1964

EMBA

2006 7 2009 10

2009 11 2012 5 29
2012 5 30 2013 1 15

1960

1970

MBA

4 19

2005

()

			2009 5	
			2009 5	
			2010 8	
			2009 5	
			2009 9	

()

			2006 3 6	
			2011 11 9	
			2010 8 26	
			2010 11 8	

			2004 11 8	
			2011 5 6	2013 1 16
			2010 5 13	
			2008 1 18	

			2011
			2011

	<p style="text-align: center;">2011</p> <p style="text-align: right;">2011 2012</p> <p style="text-align: right;">2012 2012</p>
	1,108.9

()

	748
	10,844
	11,592
	3
	9,173

	458
	277
	231
	1,453
	11,592
	15
	386
	925
	433
	9,833
	11,592

()

()

TWP

KTP

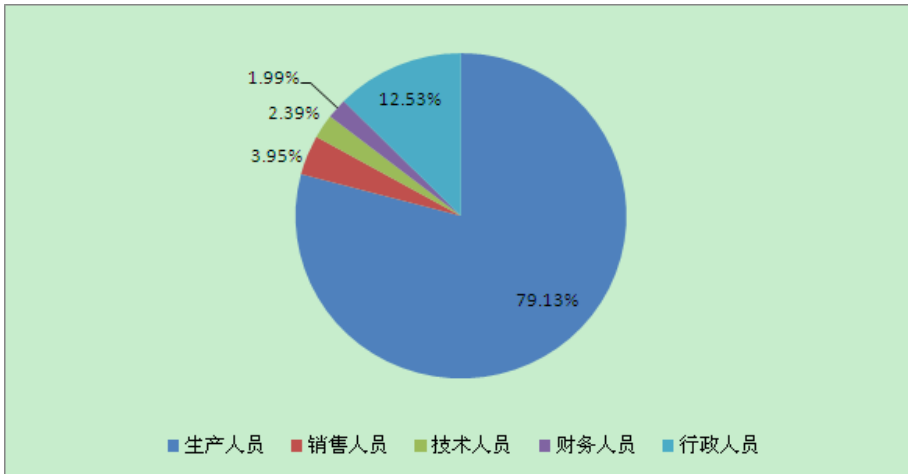
STP

"

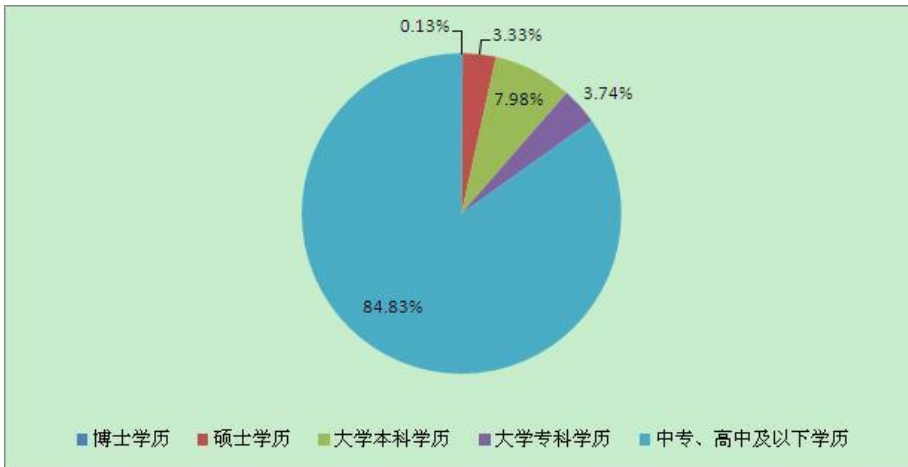
"

TEAM

()



()



()

	43848
	1,633,578.05

1 1 2

2 9 4

2012

2012 3 30

3 3 2 1

4

5

6 2012 -2014

7 2010

8

2011	2012 3 30	2011 2011	2011 2012 2011	www.sse.com.cn	2012 3 31
2012	2012 6 29			www.sse.com.cn	2012 6 30
2012	2012 9 28		2012 2012	www.sse.com.cn	2012 10 8

()

		14	5	9	0	0	3
		14	5	9	0	0	0
		14	5	9	0	0	2
		14	5	9	0	0	0

		14	5	9	0	0	0
		14	5	9	0	0	0
		14	5	9	0	0	3
		14	5	9	0	0	0
		14	5	9	0	0	0

	14
	5
	9
	0

()

KPI

1,108.9 "

2011

2012

/

"

"

"

"

2011

EHS

25

ERM

2012

24

2011 1

2012

2012

2012

9

2012

2012

2012

12

5 20

2012

(2013) 60662729_B01

www.sse.com.cn

<hr/> <hr/>	<hr/> <hr/>	<hr/> <hr/>	<hr/> <hr/>	<hr/> <hr/>
<hr/> <hr/>	<hr/> <hr/>	<hr/> <hr/>	<hr/> <hr/>	<hr/> <hr/>
<hr/> <hr/>	<hr/> <hr/>	<hr/> <hr/>	<hr/> <hr/>	<hr/> <hr/>



-

-

-

-

-

ô

6

ô

_____	_____
_____	_____
_____	_____
=====	=====

=====	

_____	_____
_____	_____
_____	_____
=====	=====

<hr/>	<hr/>
<hr/>	<hr/>
<hr/>	<hr/>
<hr/>	<hr/>
<hr/>	
<hr/>	

<hr/>	<hr/>
<hr/>	<hr/>
<hr/> <hr/>	<hr/> <hr/>
<hr/>	
<hr/> <hr/>	

_____	_____	_____	_____
=====	=====	=====	=====

_____	_____	_____	_____
=====	=====	=====	=====

=====

=====

wo

=====

=====

=====

=====

TBH

=====

_____	_____	_____	_____
=====	=====	=====	=====

_____	_____	_____	_____
=====	=====	=====	=====

_____	_____	_____	_____	_____
_____	_____	_____	_____	_____

_____	_____	_____	_____	_____
_____	_____	_____	_____	_____

=====

=====

=====

-

<hr/>	<hr/>
<hr/>	<hr/>

<hr/>	<hr/>
<hr/>	<hr/>

<hr/>	<hr/>
-------	-------

<hr/>	<hr/>
<hr/> <hr/>	<hr/> <hr/>

<hr/>	<hr/>
<hr/> <hr/>	<hr/> <hr/>

<hr/>	<hr/>
<hr/> <hr/>	<hr/> <hr/>


<hr/>	<hr/>
<hr/>	<hr/>

<hr/>	<hr/>
<hr/>	<hr/>



ãß ¯ Ý VG!5BT,FD• CE±%4,y01S Kyeç†s pÇ @Í. •> ~Ë D Û Û8ðÖipÇjaq_ „„&E 56Ê ÚL@ Ë

-



<hr/>	<hr/>
<hr/> <hr/>	<hr/> <hr/>
<hr/> <hr/>	<hr/> <hr/>

<hr/> <hr/>	<hr/> <hr/>
<hr/> <hr/>	<hr/> <hr/>

-

-
